

Tuesday, January 12, 2010

Textbook covers

Tuesday, January 12, 2010



Tuesday, January 12, 2010



Figure P-6 The light-colored moths are better camouflaged on light-colored trees (left). The dark-colored moths are better camouflaged on dark-colored trees (right).

Allyn and Bacon General Science 1989 p.

Tuesday, January 12, 2010



95%

Figure P-6 The light-colored moths are better camouflaged on light-colored trees (left). The dark-colored moths are better camouflaged on dark-colored trees (right).

Allyn and Bacon General Science 1989 p.



5%

95%

Figure P-6 The light-colored moths are better camouflaged on light-colored trees (left). The dark-colored moths are better camouflaged on dark-colored trees (right).

Allyn and Bacon General Science 1989 p.





Figure P-6 The light-colored moths are better camouflaged on light-colored trees (left). The dark-colored moths are better camouflaged on dark-colored trees (right).

Allyn and Bacon General Science 1989 p. 5 See: Melanism: Evolution in Action by Michael E. N. Majerus, Oxford University Press: 1998. 338 pp. In CSE/moth.

Tuesday, January 12, 2010




95%

Figure P-6 The light-colored moths are better camouflaged on light-colored trees (left). The dark-colored moths are better camouflaged on dark-colored trees (right).

Allyn and Bacon General Science 1989 p. 5 See: Melanism: Evolution in Action by Michael E. N. Majerus, Oxford University Press: 1998. 338 pp. In CSE/moth.

Tuesday, January 12, 2010



95%

5%

Figure P-6 The light-colored moths are better camouflaged on light-colored trees (left). The dark-colored moths are better camouflaged on dark-colored trees (right).

Allyn and Bacon General Science 1989 p. 5 See: Melanism: Evolution in Action by Michael E. N. Majerus, Oxford University Press: 1998. 338 pp. In CSE/moth.

Tuesday, January 12, 2010




Display in Museum of Natural History, London
Photo taken September 2002 by Patrick Boyns

Tuesday, January 12, 2010

Tuesday, January 12, 2010

- 1) **The moth does not rest on tree trunks!** Exactly two moths have been seen on tree trunks in more than 40 years. Kettlewell actually **GLUED** two dead moths on the tree trunk to take his famous photograph.
- 2) **Moths have no tendency to choose matching backgrounds.**
- 3) **Kettlewell's results have not been replicated in later studies.**
- 4) The shift in moth population did occur but took place well before new lichens grew on polluted trees. A parallel shift in moth population occurred in U.S. industrial areas but there was no change in lichens.



Tuesday, January 12, 2010

“You have to look at the audience. How convoluted do you want to make it for a first time learner?”

“The advantage of this example of natural selection is that it is extremely visual.”

“You have to look at the audience. How convoluted do you want to make it for a first time learner?”

“The advantage of this example of natural selection is that it is extremely visual.”

“We want to get across the idea of selective adaptation. Later on, they [high school students —BH] can look at the work critically.”

“You have to look at the audience. How convoluted do you want to make it for a first time learner?”

“The advantage of this example of natural selection is that it is extremely visual.”

“We want to get across the idea of selective adaptation. Later on, they [high school students —BH] can look at the work critically.”

Bob Ritter, a Canadian text-book writer who knew the moth pictures were frauds but used them anyway. Quoted in the April 5, 1999, Alberta Report Newsmagazine (See Icons of Evolution, by Jonathan Wells, p. 156-157).

Radio Carbon Dating...How does it work?

- Cosmic rays entering the Earth's atmosphere change nitrogen-14 to carbon-14.
- Carbon-14, in turn, combines with oxygen to form carbon dioxide, which then is incorporated into plants and animals.
- Plants absorb C-14; animals then eat the plants. C-14 is thereby assimilated into the animal's tissue.
- At death, C-14 influx into an organism's system stops, and the C-14 in the organism begins to decay into N-14, which returns to the atmosphere.
- Since the present level of C-14 in living tissues can be determined, and since the half life of C-14 is believed to be 5,730 years, then to determine the age of a sample of organic material, scientists measure the amount of C-14 that is left.

Assumptions of Carbon-14 Dating

1. Perhaps the most critical assumption of radiocarbon dating is that the rates of carbon-14 production and decay are in a state of equilibrium, and have been so for millions of years. If this were true, the carbon-12/carbon-14 ratio in living organisms will be the same as the ratio in an organism that lived thousands of years ago. However, we have reason to think that this is not true.
2. Has the $\frac{1}{2}$ life of C-14 been accurately determined?
3. Has the decay of C-14 varied in rate?
4. Has there been contamination of the sample by extraneous C-14 (i.e. groundwater, soil, or foreign matter)?
5. Has atmospheric nitrogen, the precursor of C-14, been constant?
6. Has any of the original C-14 been leached out by physical agencies? What effects do environmental factors such as forest fires, volcanic eruptions play in this system?
7. Is the instrumentation precise and does the technique always yield uniform results?

C-14 Dating Example

- Suppose you found a bone and wanted to know how old it was.
- First you would measure how much C-14 is in the bone. (For example 2.5 radioactive units)
- Then you would compare that number to what you know animals today have. (For example an animal might have 20)
- Subtract today's known amount from what you measured in the bone sample ($20 - 2.5 = 17.5$)
- Scientists believe one-half of the C-14 present decays every 5,730 years. Thus researchers would estimate that the C14 in our bone sample has halved in quantity approx. four times.
- $17.5 / 2 = 8.75$; $8.75 / 2 = 4.4$; $4.4 / 2 = 2.2$; $2.2 / 2 = 1$
- Thus according to scientists we would multiple $5,730 \times 4 = 22,920$ yrs.

ERRORS IN RADIOCARBON DATING

1. A living mollusk was tested by carbon-14 and dated as being 3,000 years old.

(M.S. Keith and G.M. Anderson, "Radiocarbon Dating: Fictitious Results with Mollusk Shells," *Science*, August 16, 1963, 141:634)

2. Freshly killed seals have been dated at 1,300 years, and mummified seals, dead only some 30 years, have yielded ages as high as 4,600 years.

(W. Dort, "Mummified Seals of Southern Victoria Land," 1971, *Antarctic Journal of the U.S.*, 6:210)

MORE C-14 ERRORS

3. Muscle tissue from beneath the scalp of a mummified musk ox found in frozen muck at Fairbanks Creek, Alaska, had a radiocarbon age of 24,000 years, while the radiocarbon age of hair from a hind limb of the same animal was dated to be only 7,200 years old.

(Robert Brown, Review & Herald, October 28, 1971, 148:44)

4. Wood taken from actively growing trees has been dated by the C-14 method as being 10,000 years old.

(Caryl Haskins, American Scientist, June 1971, 59:298)

MORE C-14 ERRORS

5. Mortar from the Oxford castle in England was assigned a C-14 date of 7,370 years, but the castle was built only 785 years previously.

(Eric Von Fange, "Time Upside Down," *Creation Research Society Quarterly*, 1974, 11:18).

Richard Dawkins on C-14

“Different kinds of radioactive decay-based geological stopwatches run at different rates. The radiocarbon stopwatch buzzes round at a great rate, so fast that, after some thousands of years, its spring is almost wound down and the watch is no longer reliable. **It is useful for dating organic material on an archaeological/historical timescale where we are dealing in hundreds or a few thousands of years, but it is no good for the evolutionary timescale where we are dealing in millions of years.**”

(Richard Dawkins, *The Blind Watchmaker*, W.W. Norton, New York, 1986, p. 226, emp. added)

Tuesday, January 12, 2010



Tuesday, January 12, 2010

DINOSAURS






Tuesday, January 12, 2010

Most children are enthralled with the dinosaurs!



Tuesday, January 12, 2010



Tuesday, January 12, 2010



Tuesday, January 12, 2010


The Largest Dinosaur Discovered To Date?

Argentinosaurus

Skeleton length—**126 feet** Height—**29 feet, to top of back**

Estimated Weight—**110 tons** Largest rib bone—**14 feet**

Skull length—**3.5 feet**



Argentinosaurus

Skeleton length—126 feet Height—29 feet, to top of back

Estimated Weight—110 tons Largest rib bone—14 feet

Skull length—3.5 feet

Tuesday, January 12, 2010



nosaurus

Height—**29 feet**, to top of back
ns Largest rib bone—**14 feet**
th—**3.5 feet**

Tuesday, January 12, 2010






Tuesday, January 12, 2010



Tuesday, January 12, 2010



Tuesday, January 12, 2010



Tuesday, January 12, 2010



Tuesday, January 12, 2010



Tuesday, January 12, 2010



Tuesday, January 12, 2010



Tuesday, January 12, 2010



Dino Twins

www.wendyskids.com

WHICH TWO OF THESE DINOSAURS ARE THE SAME?




Make a Match

MATCH THE PICTURES OF THESE ANCIENT REPTILES WITH THE SKELETONS BELOW.



FACT!

New findings show that birds are probably related to dinosaurs! Scientists in China have discovered two fossils of feathered dinosaurs.



ANSWER ON BOTTOM OF BAG

Tuesday, January 12, 2010



Dino Twins

www.wendyskids.com

WHICH TWO OF THESE DINOSAURS ARE THE SAME?



Make a Match

MATCH THE PICTURES OF THESE ANCIENT REPTILES WITH THE SKELETONS BELOW.



FACT!

New findings show that birds are probably related to dinosaurs! Scientists in China have discovered two fossils of feathered dinosaurs.





Smithsonian Institute

Tuesday, January 12, 2010



Fernbank Museum



Tuesday, January 12, 2010

A T. REX NAMED
SUE



Tuesday, January 12, 2010






Tuesday, January 12, 2010

NO PEOPLE EVER SAW
A DINOSAUR by Florrie
When early humans
appeared on earth,
dinosaurs had already
been dead for millions
of years!
People found out about
dinosaurs from fossils.



FIVE KINDS OF DINOSAUR
FOSSILS by Alex

- 1. BONES 
- 2. TEETH 
- 3. FOOTPRINTS 

As we rolled onto the highway,
Ms. Frizzle shouted from the driver's seat,
"We're on our way to fossil country, kids!
Who knows what a fossil is?"
Luckily, we had done our homework.
We knew a fossil is anything left
from a prehistoric animal or plant.

THIS STORY
IS
MAKE-BELIEVE.

THERE WERE NO
DINOSAURS IN
THE TIME OF
CAVE PEOPLE.






The Magic School Bus in the Time of the Dinosaurs by Joanna Cole, 1994.

Tuesday, January 12, 2010

NO PEOPLE EVER SAW
A DINOSAUR by Florrie
When early humans
appeared on earth,
dinosaurs had already
been dead for millions
of years!
People found out about
dinosaurs from fossils.



FIVE KINDS OF DINOSAUR
FOSSILS by Alex

- 1. BONES 
- 2. TEETH 
- 3. FOOTPRINTS 

As we rolled onto the highway,
Ms. Frizzle shouted from the driver's seat,
"We're on our way to fossil country, kids!
Who knows what a fossil is?"
Luckily, we had done our homework.
We knew a fossil is anything left
from a prehistoric animal or plant.



The Magic School Bus in the Time of the Dinosaurs by Joanna Cole, 1994.

Tuesday, January 12, 2010

NO PEOPLE EVER SAW
A DINOSAUR by Florrie
When early humans
appeared on earth,
dinosaurs had already
been dead for millions
of years!
People found out about
dinosaurs from fossils.






As we rolled onto the highway,
Ms. Frizzle shouted from the driver's seat,
"We're on our way to fossil country, kids!
Who knows what a fossil is?"
Luckily, we had done our homework.
We knew a fossil is anything left
from a prehistoric animal or plant.

THIS STORY
IS
MAKE-BELIEVE.

THERE WERE NO
DINOSAURS IN
THE TIME OF
CAVE PEOPLE.


FIVE KINDS OF DINOSAUR
FOSSILS by Alex

- 1. BONES 
- 2. TEETH 
- 3. FOOTPRINTS 



*The Magic School Bus in
the Time of the Dinosaurs*
by Joanna Cole, 1994.

Tuesday, January 12, 2010




Magic Tree House

Tuesday, January 12, 2010



INTRODUCTION



Welcome to the Triassic world of dinosaurs! These amazing animals first appeared on Earth during Triassic times, about 230 million years ago. They flourished and dominated life on our planet for more than 165 million years.

Human beings, of course, had not yet evolved. Nevertheless, through the years, paleontologists have discovered quite a bit about the dinosaurs and their way of life. They have been able to do this work by studying the dinosaurs' fossilized remains.

So what sort of animals were the dinosaurs? Basically, they were reptilian. In a manner that resembled large-scale lizards, they had scaly skin and were egg-layers. Scientists have discovered one important difference between dinosaurs

and their modern-day reptilian relatives. Instead of short legs spread-eagled at the sides of their bodies, dinosaurs had legs that were tucked underneath. This helped the huge animals move more quickly.

Dinosaurs, of course, have been extinct for a long time. But it's amazing to think that some of today's animals — crocodiles, for example — lived and thrived at the same time as these prehistoric creatures and still inhabit our planet today. In the first volume of this new, fully illustrated series, we invite you to join us as we dig deep to unearth a fascinating picture of Late Triassic times.



INTRODUCTION

Welcome to the Triassic world of dinosaurs! These amazing animals first appeared on Earth during Triassic times, about 230 million years ago. They flourished and dominated life on our planet for more than 165 million years.

Human beings, of course, had not yet evolved. Nevertheless, through the years, paleontologists have discovered quite a bit about the dinosaurs and their way of life. They have been able to do this work by studying the dinosaurs' fossilized remains.

So what sort of animals were the dinosaurs? Basically, they were reptilian. In a manner that resembled large-scale lizards, they had scaly skin and were egg-layers. Scientists have discovered one important difference between dinosaurs

and their modern-day reptilian relatives. Instead of short legs spread-eagled at the sides of their bodies, dinosaurs had legs that were tucked underneath. This helped the huge animals move

Dinosaurs have been extinct for a long time. But it's amazing to think that some of today's animals — crocodiles, for example — lived and thrived at the same time as these prehistoric creatures and still inhabit our planet today.

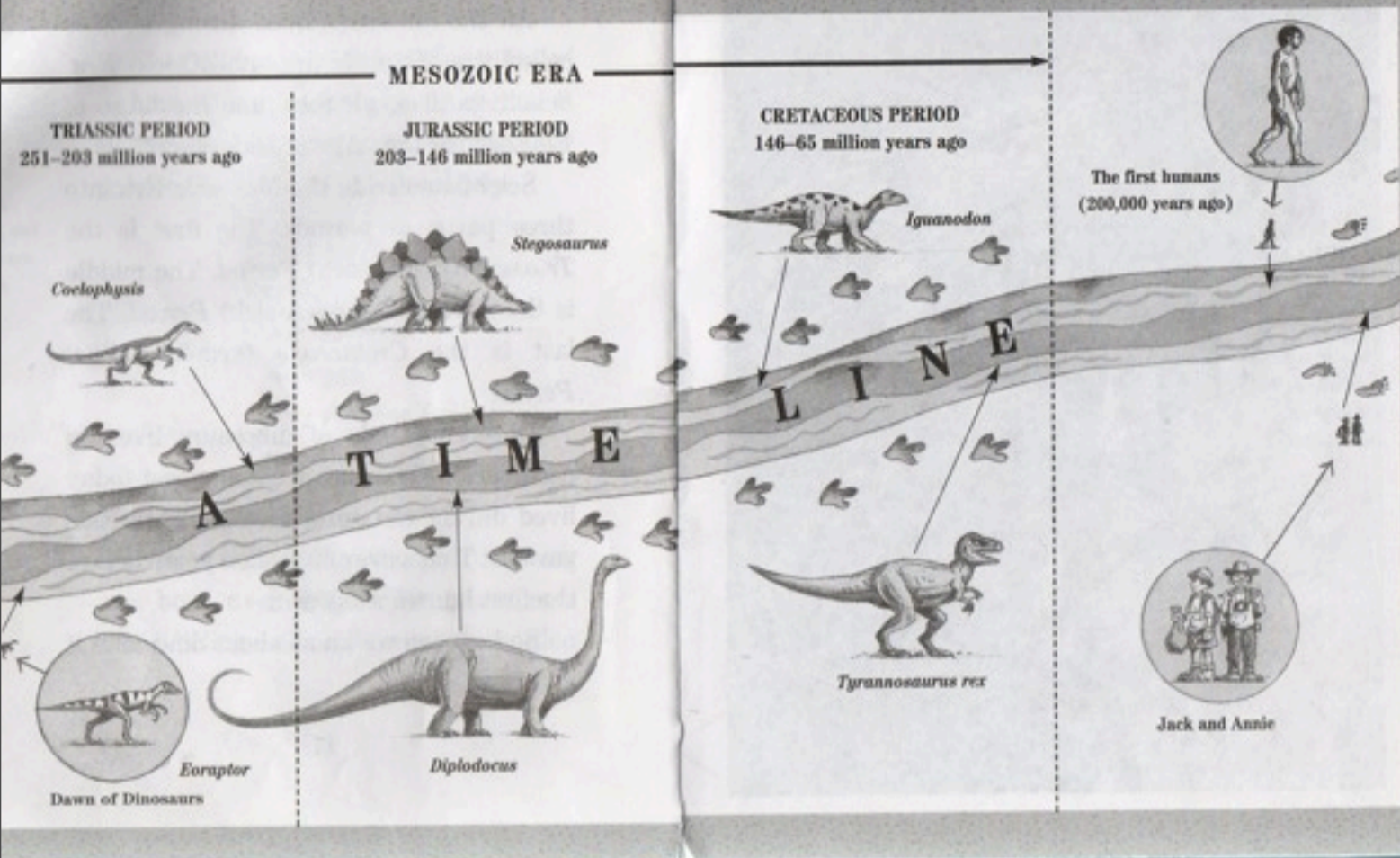
In the first volume of this new, fully illustrated series, we invite you to join us as we dig deep to unearth a fascinating picture of Late Triassic times.

Human beings, of course had not yet evolved.

Just what are your children learning?

no human has ever actually seen one?
We know about them because they left

their bones and teeth and footprints
all over the world.



Tuesday, January 12, 2010



Tuesday, January 12, 2010




Evolutionist's Time Line



Tuesday, January 12, 2010



Evolutionist's Time Line



65 Million years ago
Dinosaurs died out



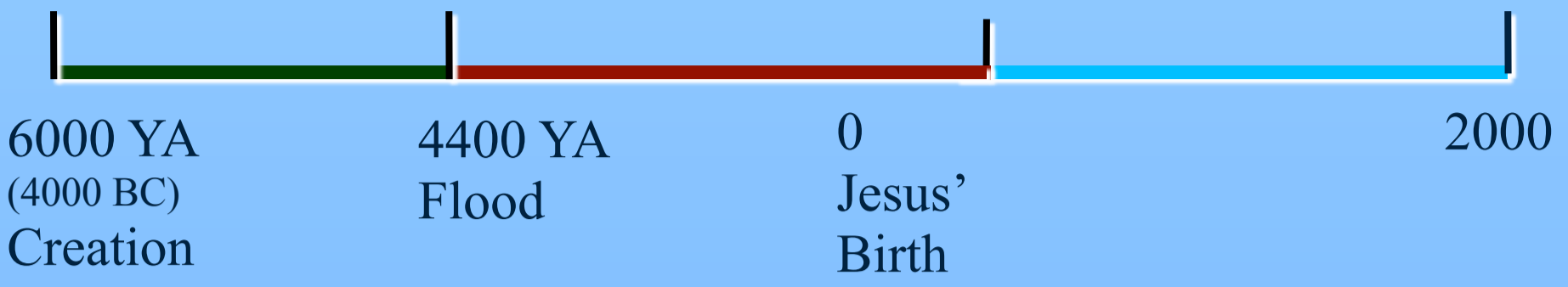
Evolutionist's Time Line

$$65 - 3 = 62$$



65 Million years ago
Dinosaurs died out

Man Evolved
3 MYA



Evolutionist's Time Line

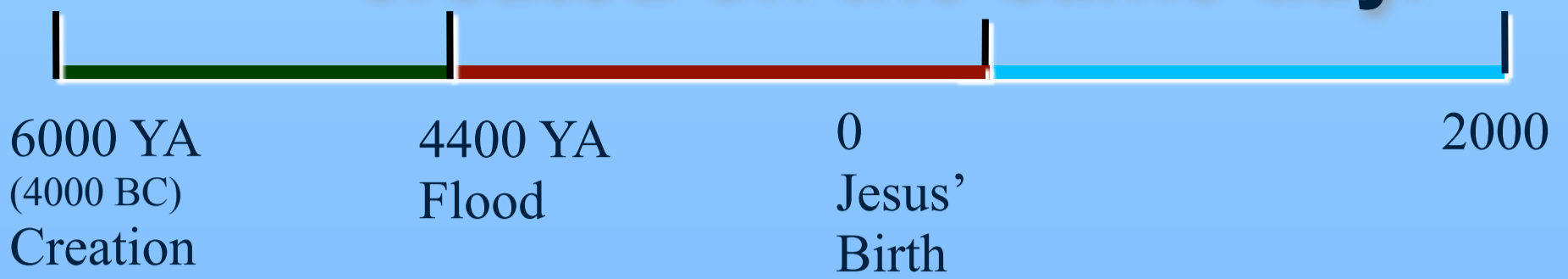
$$65 - 3 = 62$$



65 Million years ago
Dinosaurs died out

Man Evolved
3 MYA

Bible says Man & Dinosaur created on the same day.

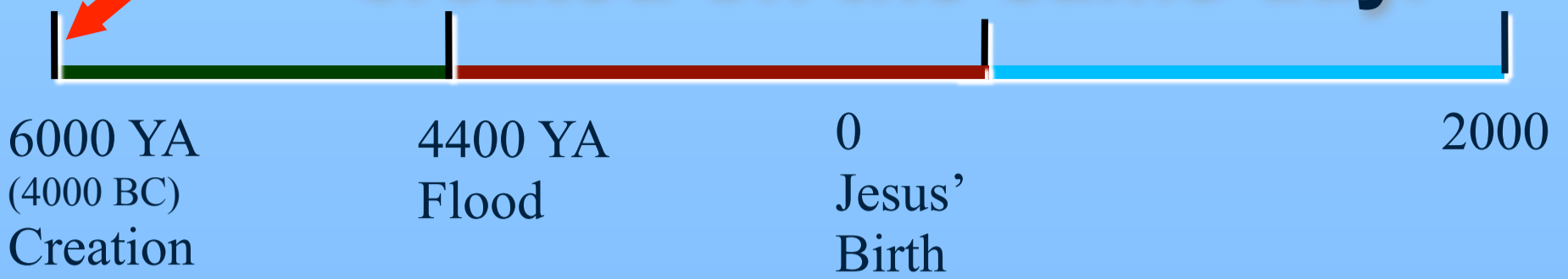


Evolutionist's Time Line

$$65 - 3 = 62$$




Bible says Man & Dinosaur created on the same day.



Evolutionist's Time Line

$$65 - 3 = 62$$

65 Million years ago
Dinosaurs died out



Man Evolved
3 MYA



Bible says Man & Dinosaur created on the same day.



4000 YA
(4000 BC)
Creation

4400 YA
Flood

0
Jesus'
Birth


2000

Evolutionist's Time Line

$$65 - 3 = 62$$

65 Million years ago
Dinosaurs died out

Man Evolved
3 MYA



In Dr. Philip Kitcher's anti-creationist book titled *Abusing Science: The Case Against Creationism* (which renowned evolutionist Stephen Jay Gould called a "brilliant book"), he claimed that solid evidence for the co-existence of dinosaurs and humans would **"shake the foundations of evolutionary theory,** because, of course, the dinosaurs are supposed to have been long extinct by the time the hominids arrived on the scene" (1982, p. 121).

Geoguide

AGE OF Dinosaurs

No human being has ever seen a live dinosaur. Yet we know

animals descended from even more ancient reptiles. How do we know? We have learned about them from fossilized

to ask the same kind of questions paleontologists ask. First, bury clean bones from a cooked chicken or turkey in a box of

PTERANODON INGENS (LEFT), A FLYING REPTILE WHOSE WINGSPAN WOULD DWARF THAT OF TODAY'S LARGEST BIRDS, GAZED DOWN ON DINOSAURS DURING THE LATE MESOZOIC ERA. SOME 70 MILLION YEARS LATER, SCOUTS TAKE AN OVERNIGHT SAFARI AT PHILADELPHIA'S ACADEMY OF NATURAL SCIENCES (BELOW). AFTER AN EVENING OF MUSEUM ACTIVITIES, THEY CAMP BENEATH THE SKELETAL CAST OF FEROCIOUS *TYRANNOSAURUS REX*.

surface. Do you have all the bones? What kind of animal was it? How can you tell?

• Try to draw a picture of the

**“No human being has ever seen a live dinosaur.”
National Geographic, Jan. 1993, p. 142**

Geoguide



AGE OF Dinosaurs

No human being has ever seen a live dinosaur. Yet we know

animals descended from even more ancient reptiles. How do we know? We have learned about them from fossilized


to ask the same kind of questions paleontologists ask. First, bury clean bones from a cooked chicken or turkey in a box of

PTERANODON INGENS (LEFT), A FLYING REPTILE WHOSE WINGSPAN WOULD DWARF THAT OF TODAY'S LARGEST BIRDS, GAZED DOWN ON DINOSAURS DURING THE LATE MESOZOIC ERA. SOME 70 MILLION YEARS LATER, SCOUTS TAKE AN OVERNIGHT SAFARI AT PHILADELPHIA'S ACADEMY OF NATURAL SCIENCES (BELOW). AFTER AN EVENING OF MUSEUM ACTIVITIES, THEY CAMP BENEATH THE SKELETAL CAST OF FEROCIOUS *TYRANNOSAURUS REX*.

surface. Do you have all the bones? What kind of animal was it? How can you tell?

• Try to draw a picture of the

**“No human being has ever seen a live dinosaur.”
National Geographic, Jan. 1993, p. 142**



Tuesday, January 12, 2010

A close-up photograph of a green lizard's eye, showing the intricate details of the scales and the dark, circular pupil. The eye is the central focus, surrounded by a dense pattern of small, overlapping scales in various shades of green and yellow.

**A MAMMAL MUCH LARGER THAN MICE WAS
FOUND FOSSILIZED WITH A SMALL DINOSAUR
IN THE STOMACH REGION**

January 2005

Tuesday, January 12, 2010

A close-up photograph of a green lizard's eye, showing the intricate details of the scales and the dark, circular pupil. The eye is the central focus, surrounded by a dense pattern of small, overlapping scales. The lighting is soft, highlighting the texture of the skin.

**A MAMMAL MUCH LARGER THAN MICE WAS
FOUND FOSSILIZED WITH A SMALL DINOSAUR
IN THE STOMACH REGION**

January 2005

Tuesday, January 12, 2010

A MAMMAL MUCH LARGER THAN MICE WAS FOUND FOSSILIZED WITH A SMALL DINOSAUR IN THE STOMACH REGION



January 2005

Tuesday, January 12, 2010

A MAMMAL MUCH LARGER THAN MICE WAS FOUND FOSSILIZED WITH A SMALL DINOSAUR IN THE STOMACH REGION



January 2005

Tuesday, January 12, 2010

Dinosaur Found in the Stomach of a Fossilized



Reported in the
January 13, 2005 issue
of *Nature*.

Tuesday, January 12, 2010

Ica Stones of Peru



www.bible.ca



[Discovered by Dr. Javier Cabrera Darquea, Inca National University; see Dr. Dennis L. Swift, "Messages on Stone," *Creation Ex Nihilo*, 19[2]20-23, March-May 1997]

Tuesday, January 12, 2010



Tuesday, January 12, 2010

To date 11,000 stones exist, with approx. 1/3 showing figures of dinosaurs on them.



Tuesday, January 12, 2010



Tuesday, January 12, 2010



Tuesday, January 12, 2010

Tuesday, January 12, 2010



Tuesday, January 12, 2010



Prior to the 1990s scientists didn't believe, and had never documented sauropod dinosaurs possessing dermal frills.

Tuesday, January 12, 2010



Prior to the 1990s scientists didn't believe, and had never documented sauropod dinosaurs possessing dermal frills.

Tuesday, January 12, 2010

Dermal frills were first found in modern times in 1992 during an examination of fossilized remains of sauropods. In an article titled “New Look for Sauropod Dinosaurs,” evolutionary paleontologist Stephen Czerkas noted:

“Recent discovery of fossilized sauropod (diplodocid) skin impressions reveals a significantly different appearance for these dinosaurs. The fossilized skin demonstrates that a **median row of [dermal] spines was present....** Some are quite narrow, and others are broader and more conical” (1992, in *Geology*, 20:1068).

The Oregonian

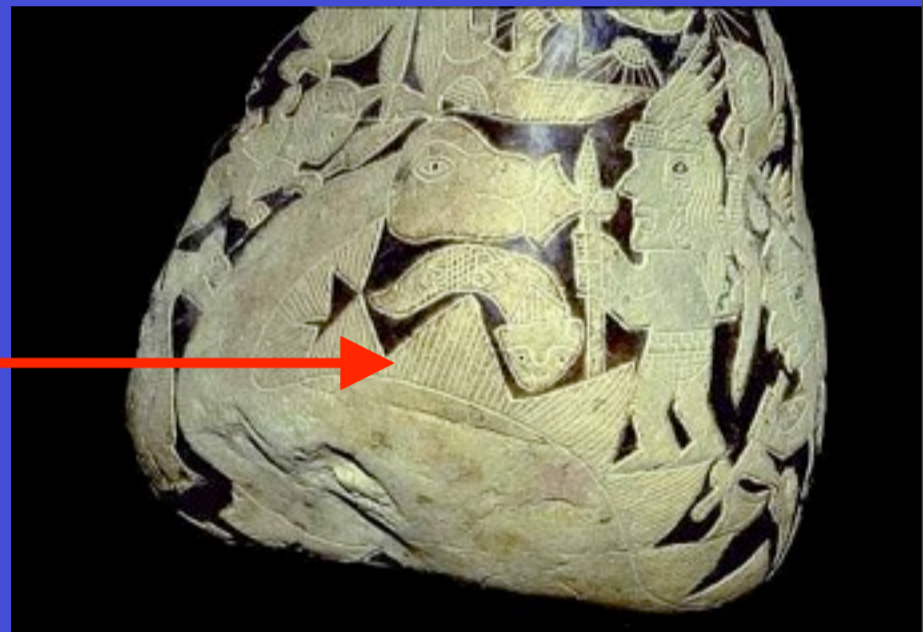

Concerning sauropod dermal spines found in the Howe dinosaur quarry in Wyoming in 1992, geologist Ellen Morris Bishop wrote: “The biggest spines found were about 9 inches long, **shaped a little like a shark’s dorsal fin**. The smallest, at tail-tip, were about 3 inches high (1993, *The Oregonian*, January 14).



Tuesday, January 12, 2010


The Oregonian

Concerning sauropod dermal spines found in the Howe dinosaur quarry in Wyoming in 1992, geologist Ellen Morris Bishop wrote: “The biggest spines found were about 9 inches long, **shaped a little like a shark’s dorsal fin**. The smallest, at tail-tip, were about 3 inches high (1993, *The Oregonian*, January 14).



Tuesday, January 12, 2010

Dinosaur Figurines from Acambaro Mexico



www.bible.ca

www.bible.ca

www.bible.ca

www.bible.ca

www.bible.ca

Tuesday, January 12, 2010

1000s Depict Dinosaurs



Tuesday, January 12, 2010

<http://www.creationists.org/livedinos01.html>

Clay Figurines found at base of El Toro Mountain, Mexico The drawing at the left (not pictured because of copyright issues) is from Bob Bakker's book, *Dinosaur Heresies* (1986). He begins by telling the story of his realization, "There's something wrong with our dinosaurs." He says, "I had grown up with the dinosaurian orthodoxy about dinosaur ways - how they were swamp bound monsters of sluggish dispositions, plodding with somnolent strides through the sodden terrain..." His contrasting view has drastically altered the way dinosaurs are now depicted.

The same modern ideas are reflected in clay figurines from the Pre-classical Chupicuaro Culture (800 B.C to 200 A.D.) found near Acambaro, Guanajuato, Mexico. Ankylosaurs exhibited a great deal of variety as do our modern dogs, however, the general type is readily recognizable in the Acambaro figurine. The most obvious explanation for hundreds of life-like depiction's of dinosaurs is that they have not been gone that long. *These people saw them.*

(132 KB)

(183 KB)

In 1945 German archeologist, Waldemar Julsrud discovered clay figurines buried at the foot of El Toro Mountain on the outskirts of Acambaro, Guanajuato, Mexico. Eventually over 32,000 figurines and artifacts were found. They were similar to artifacts identified with the Pre-classical Chupicuaro Culture (800 BC to 200 AD) found throughout this area.

The authenticity of the find was challenged because the collection included dinosaurs. Since many archeologists believe dinosaurs have been extinct for the past 65 million years and man's knowledge of them has been limited to the past 200 years. If this is true, man could not possibly have seen and modeled them 2500 years ago. In 1954 the Mexican government sent four well known archeologists to investigate. A different but nearby site was selected and meticulous excavation was begun. They found numerous examples of similar figurines and concluded that the find was authentic. However, three weeks later their report declared the collection to be a fraud because of the "fantastic representation of man and dinosaur together."

In 1955 Charles Hapgood, respected [\(1\)](#) Professor of Anthropology at the University of New Hampshire, concluded an elaborate investigation including extensive radiometric dating. Interestingly, his work was supported by Earl Stanley Gardner, former District Attorney of the city of Los Angeles, California and the creator of **Perry Mason**. Hapgood responded to charges that Julsrud manufactured the figurines, by excavation under the house of the Chief of Police, which was built 25 years before the Julsrud arrived. Forty three more examples of the same type were found, including dinosaurs. Three radiocarbon tests were performed by Isotopes Incorporated of New Jersey resulting in dates of 1640 BC, 4530 BC and 1110 BC. Eighteen samples were subjected to thermoluminescent testing by the University of Pennsylvania, all of which gave dates of approximately 2500 BC. These results were subsequently withdrawn when it was learned that some of the samples were from dinosaurs.

In 1990 an investigation was conducted by Neal Steedy, an archeologist who's livelihood depends on contract work from the Mexican government. He arbitrarily selected an excavation site considerably removed from the Julsrud site. Shards were found but no figurines. He commissioned radiocarbon tests for a few samples from the Julsrud collection which produced a range of dates; 4000 years for a human face and 1500 years for a dinosaur. However, he concluded that the laboratory had not given true dates

1000s Depict Dinosaurs



Tuesday, January 12, 2010

<http://www.creationists.org/livedinos01.html>

Clay Figurines found at base of El Toro Mountain, Mexico The drawing at the left (not pictured because of copyright issues) is from Bob Bakker's book, *Dinosaur Heresies* (1986). He begins by telling the story of his realization, "There's something wrong with our dinosaurs." He says, "I had grown up with the dinosaurian orthodoxy about dinosaur ways - how they were swamp bound monsters of sluggish dispositions, plodding with somnolent strides through the sodden terrain..." His contrasting view has drastically altered the way dinosaurs are now depicted.

The same modern ideas are reflected in clay figurines from the Pre-classical Chupicuaro Culture (800 B.C to 200 A.D.) found near Acambaro, Guanajuato, Mexico. Ankylosaurs exhibited a great deal of variety as do our modern dogs, however, the general type is readily recognizable in the Acambaro figurine. The most obvious explanation for hundreds of life-like depiction's of dinosaurs is that they have not been gone that long. *These people saw them.*

(132 KB)

(183 KB)

In 1945 German archeologist, Waldemar Julsrud discovered clay figurines buried at the foot of El Toro Mountain on the outskirts of Acambaro, Guanajuato, Mexico. Eventually over 32,000 figurines and artifacts were found. They were similar to artifacts identified with the Pre-classical Chupicuaro Culture (800 BC to 200 AD) found throughout this area.

The authenticity of the find was challenged because the collection included dinosaurs. Since many archeologists believe dinosaurs have been extinct for the past 65 million years and man's knowledge of them has been limited to the past 200 years. If this is true, man could not possibly have seen and modeled them 2500 years ago. In 1954 the Mexican government sent four well known archeologists to investigate. A different but nearby site was selected and meticulous excavation was begun. They found numerous examples of similar figurines and concluded that the find was authentic. However, three weeks later their report declared the collection to be a fraud because of the "fantastic representation of man and dinosaur together."

In 1955 Charles Hapgood, respected [\(1\)](#) Professor of Anthropology at the University of New Hampshire, concluded an elaborate investigation including extensive radiometric dating. Interestingly, his work was supported by Earl Stanley Gardner, former District Attorney of the city of Los Angeles, California and the creator of *Perry Mason*. Hapgood responded to charges that Julsrud manufactured the figurines, by excavation under the house of the Chief of Police, which was built 25 years before the Julsrud arrived. Forty three more examples of the same type were found, including dinosaurs. Three radiocarbon tests were performed by Isotopes Incorporated of New Jersey resulting in dates of 1640 BC, 4530 BC and 1110 BC. Eighteen samples were subjected to thermoluminescent testing by the University of Pennsylvania, all of which gave dates of approximately 2500 BC. These results were subsequently withdrawn when it was learned that some of the samples were from dinosaurs.

In 1990 an investigation was conducted by Neal Steedy, an archeologist who's livelihood depends on contract work from the Mexican government. He arbitrarily selected an excavation site considerably removed from the Julsrud site. Shards were found but no figurines. He commissioned radiocarbon tests for a few samples from the Julsrud collection which produced a range of dates; 4000 years for a human face and 1500 years for a dinosaur. However, he concluded that the laboratory had not given true dates



Tuesday, January 12, 2010



Tuesday, January 12, 2010

Book, *Mysteries in Acambaro*, bought from AP confirmed the details. Carbon was from two sources. The wood & smoke - used to heat the ceramics (fired), and pieces of wood material embedded in the clays. Pages 17, 93-94

From Dr. Brad Harrub's lecture.

Univ. Pennsylvania

Teledyne Isotope Laboratories

C14, then

8 additional samples Thermoluminescence

Roughly 2000 BC

Both labs withdrew their results, once they knew they contained dinosaur figurines.

Univ. Pennsylvania, Dr. Froelich Rainey
Teledyne Isotope Laboratories, NJ

C_{14} then, 8 additional samples Thermoluminescence (*Dr. Rainey said the figurines were given extra tests – 18 runs on each sample*)



Roughly 2000 BC

How do evolutionists respond?

Both labs withdrew their results AFTER they were told the ceramic pieces they dated included dinosaur figurines.

Tuesday, January 12, 2010

Book, *Mysteries in Acambaro*, bought from AP confirmed the details. Carbon was from two sources. The wood & smoke - used to heat the ceramics (fired), and pieces of wood material embedded in the clays. Pages 17, 93-94

From Dr. Brad Harrub's lecture.

Univ. Pennsylvania

Teledyne Isotope Laboratories


C_{14} , then

8 additional samples Thermoluminescence

Roughly 2000 BC

Both labs withdrew their results, once they knew they contained dinosaur figurines.

What does their own radiocarbon dating really show?



THE UNIVERSITY OF ARIZONA
TUCSON ARIZONA 85721

DEPARTMENT OF GEOSCIENCES
LABORATORY OF ISOTOPE GEOCHEMISTRY
TEL. (602) 621-4014

August 10, 1990


Mr. Hugh Miller
1215 Bryson Road
Columbus, Ohio 43224

Dear Mr. Miller:

This letter reports the results of our ^{14}C analysis of the bone samples that you submitted in June of this year.

<u>A-Number</u>	<u>Sample Description</u>	<u>Conventional Date</u>	<u>$\delta^{13}\text{C}_{\text{org}}$ (‰)</u>
5809	Sample A	9890 ± 60	-15.1
5810	Sample B	$16,120 \pm 220$	-14.9

I hope this information is valuable to your studies. If you have any questions, please call me at 602-621-8588.

Sincerely,

Austin Long
Professor of Geosciences

Tuesday, January 12, 2010

800 Year Old Buddhist Temple in Cambodia



www.bible.ca

Tuesday, January 12, 2010

800 Year Old Buddhist Temple in Cambodia



Tuesday, January 12, 2010

800 Year Old Buddhist Temple in Cambodia



Tuesday, January 12, 2010

Nazcan Child's Poncho



Tuesday, January 12, 2010



Tuesday, January 12, 2010



Natural Bridges National Monument is located in south-eastern Utah about 40 miles west of Blanding, Utah.

Tuesday, January 12, 2010



Natural Bridges National Monument is located in south-eastern Utah about 40 miles west of Blanding, Utah.

At Kachina Bridge, one can see numerous petroglyphs and pictographs that date back to the time of the Anasazi Indians.



Natural Bridges National Monument is located in south-eastern Utah about 40 miles west of Blanding, Utah.

At Kachina Bridge, one can see numerous petroglyphs and pictographs that date back to the time of the Anasazi Indians.



Dinosaur Petroglyph-National Bridges National Monument (Blanding, Utah)

Big Horn Sheep



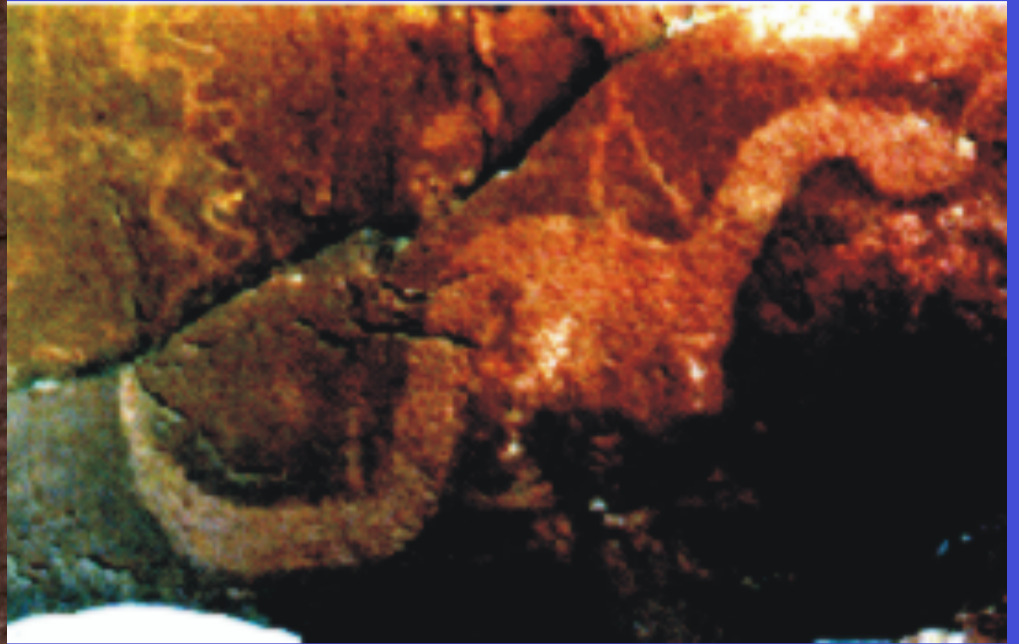
“There is a petroglyph in Natural Bridges National Monument that bears a striking resemblance to a dinosaur.”

(Fran Barnes, evolutionist and recognized authority on rock art of the American Southwest, in Barnes and Pendleton, *Canyon Country Prehistoric Indians—Their Culture, Ruins, Artifacts, and Rock Art*, Wasatch Publishers, Salt Lake City, Utah, 1995)

Tuesday, January 12, 2010

Dinosaur Petroglyph-National Bridges National Monument (Blanding, Utah)

Big Horn Sheep



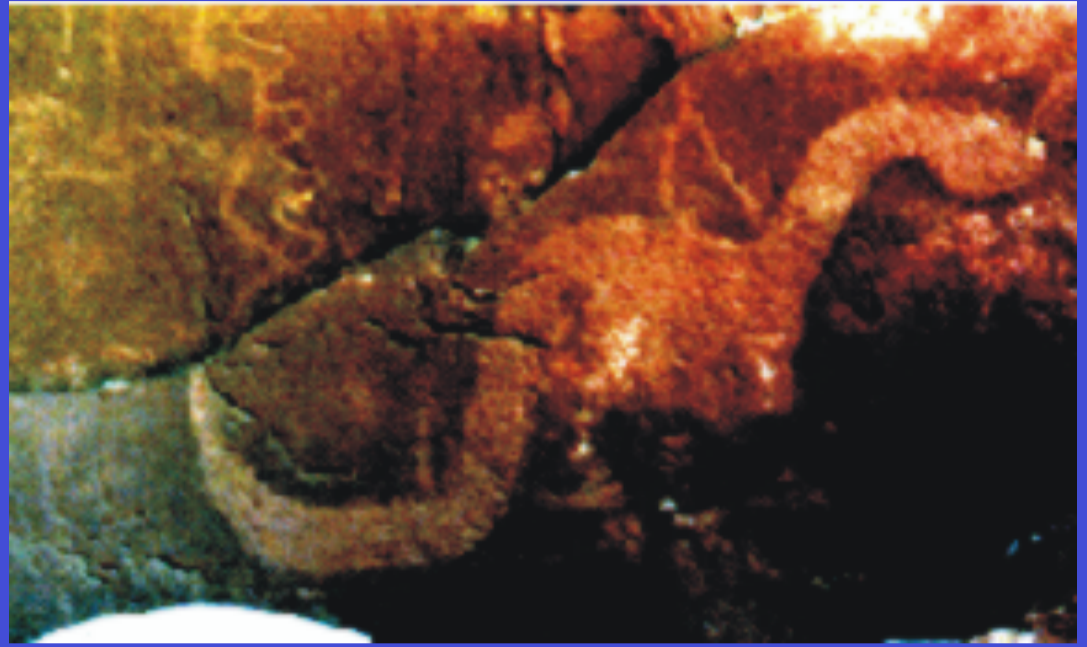
“There is a petroglyph in Natural Bridges National Monument that bears a striking resemblance to a dinosaur.”

(Fran Barnes, evolutionist and recognized authority on rock art of the American Southwest, in Barnes and Pendleton, *Canyon Country Prehistoric Indians—Their Culture, Ruins, Artifacts, and Rock Art*, Wasatch Publishers, Salt Lake City, Utah, 1995)

Tuesday, January 12, 2010

Dinosaur Petroglyph-National Bridges National Monument (Blanding, Utah)

Big Horn Sheep

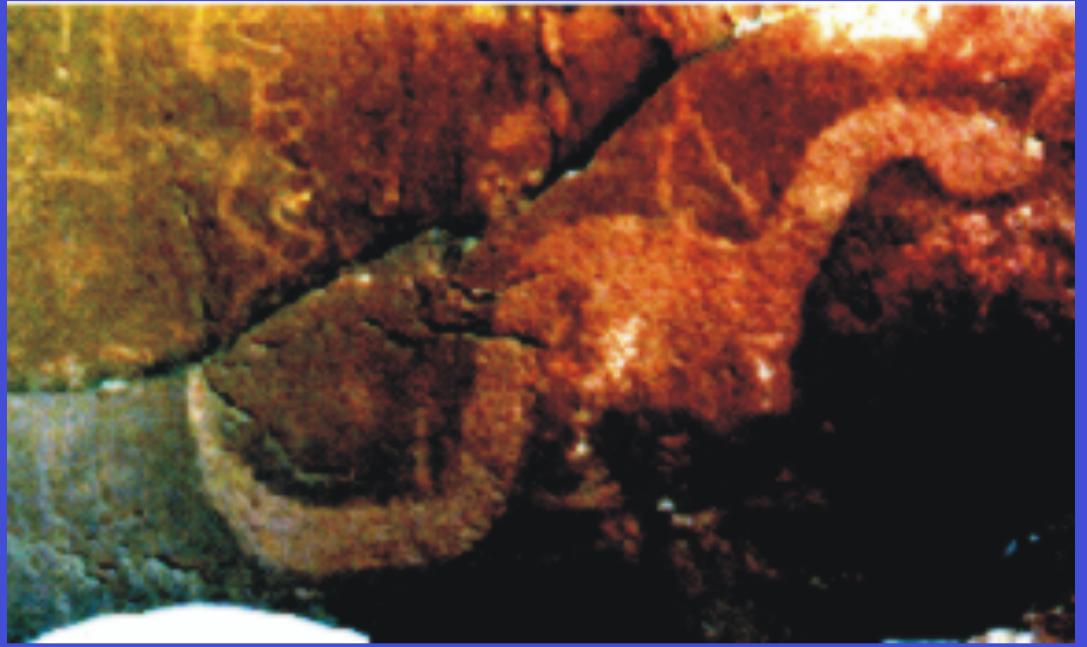


“There is a petroglyph in Natural Bridges National Monument that bears a striking resemblance to a dinosaur.”

(Fran Barnes, evolutionist and recognized authority on rock art of the American Southwest, in Barnes and Pendleton, *Canyon Country Prehistoric Indians—Their Culture, Ruins, Artifacts, and Rock Art*, Wasatch Publishers, Salt Lake City, Utah, 1995)

Tuesday, January 12, 2010

Dinosaur Petroglyph-National Bridges National Monument (Blanding, Utah)

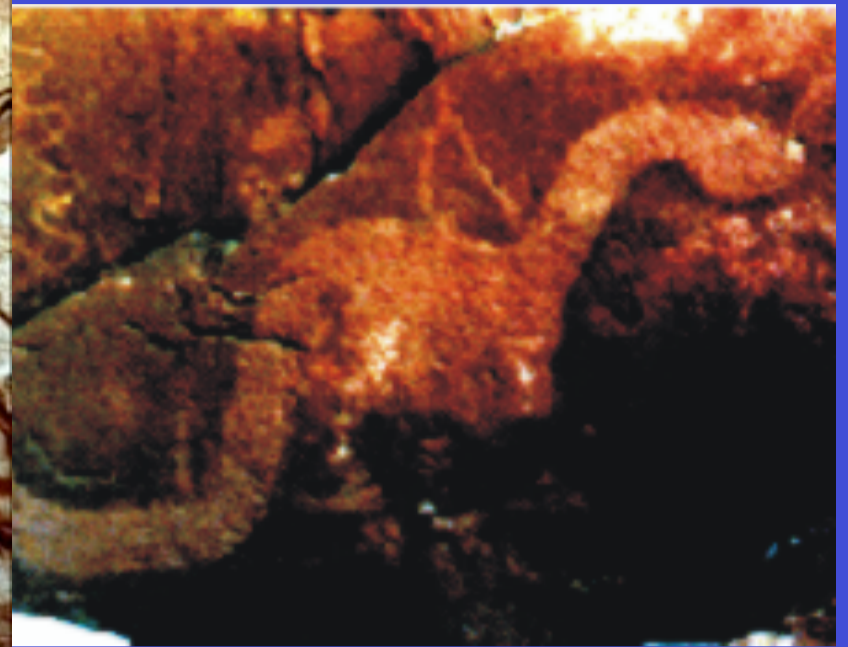


“There is a petroglyph in Natural Bridges National Monument that bears a striking resemblance to a dinosaur.”

(Fran Barnes, evolutionist and recognized authority on rock art of the American Southwest, in Barnes and Pendleton, *Canyon Country Prehistoric Indians—Their Culture, Ruins, Artifacts, and Rock Art*, Wasatch Publishers, Salt Lake City, Utah, 1995)

Tuesday, January 12, 2010

Dinosaur Petroglyph-National Bridges National Monument (Blanding, Utah)



“There is a petroglyph in Natural Bridges National Monument that bears a striking resemblance to a dinosaur.”

(Fran Barnes, evolutionist and recognized authority on rock art of the American Southwest, in Barnes and Pendleton, *Canyon Country Prehistoric Indians—Their Culture, Ruins, Artifacts, and Rock Art*, Wasatch Publishers, Salt Lake City, Utah, 1995)

Tuesday, January 12, 2010

Quotation from Herodotus (a Greek historian from the fifth century B.C.):

There is a place in Arabia...to which I went, on hearing of some winged serpents; and when I arrived there, I saw bones and spines of serpents, in such quantities as it would be impossible to describe. The form of the serpent is like that of a water-snake; but he has wings without feathers, and as like as possible to the wings of a bat (1850 reprint, *Historiae*, trans. Henry Clay, 2:75-76).

Quotation from Herodotus (a Greek historian from the fifth century B.C.):

There is a place in Arabia...to which I went, on hearing of some winged serpents; and when I arrived there, I saw bones and spines of serpents, in such quantities as it would be impossible to describe. The form of the serpent is like that of a water-snake; but he has wings without feathers, and as like as possible to the wings of a bat (1850 reprint, *Historiae*, trans. Henry Clay, 2:75-76).



Tuesday, January 12, 2010

Quotation from Herodotus (a Greek historian from the fifth century B.C.):

There is a place in Arabia...to which I went, on hearing of some winged serpents; and when I arrived there, I saw bones and spines of serpents, in such quantities as it would be impossible to describe. The form of the serpent is like that of a water-snake; but he has wings without feathers, and as like as possible to the wings of a bat (1850 reprint, *Historiae*, trans. Henry Clay, 2:75-76).



Herodotus described flying reptiles, and knew these were not birds nor bats.



Jewish historian Josephus described flying reptiles. 2,000 years ago Josephus wrote about Moses passing through a particular region because of the presence of flying serpents.



Jewish historian Josephus described flying reptiles. 2,000 years ago Josephus wrote about Moses passing through a particular region because of the presence of flying serpents.

When the ground was difficult to be passed over, because of the multitude of serpents (which it produces in vast numbers ...some of which ascend out of the ground unseen, and **also fly in the air**, and do come upon men at unawares, and do them a mischief)....

[Moses] made baskets like unto arks, of sedge, and filled them with ibes [i.e., birds], and carried them along with them; which animal is the greatest enemy to serpents imaginable, for **they fly from them when they come near them; and as they fly they are caught and devoured by them** (n.d., *Antiquities of the Jews*, 2:10:2, emp. added).

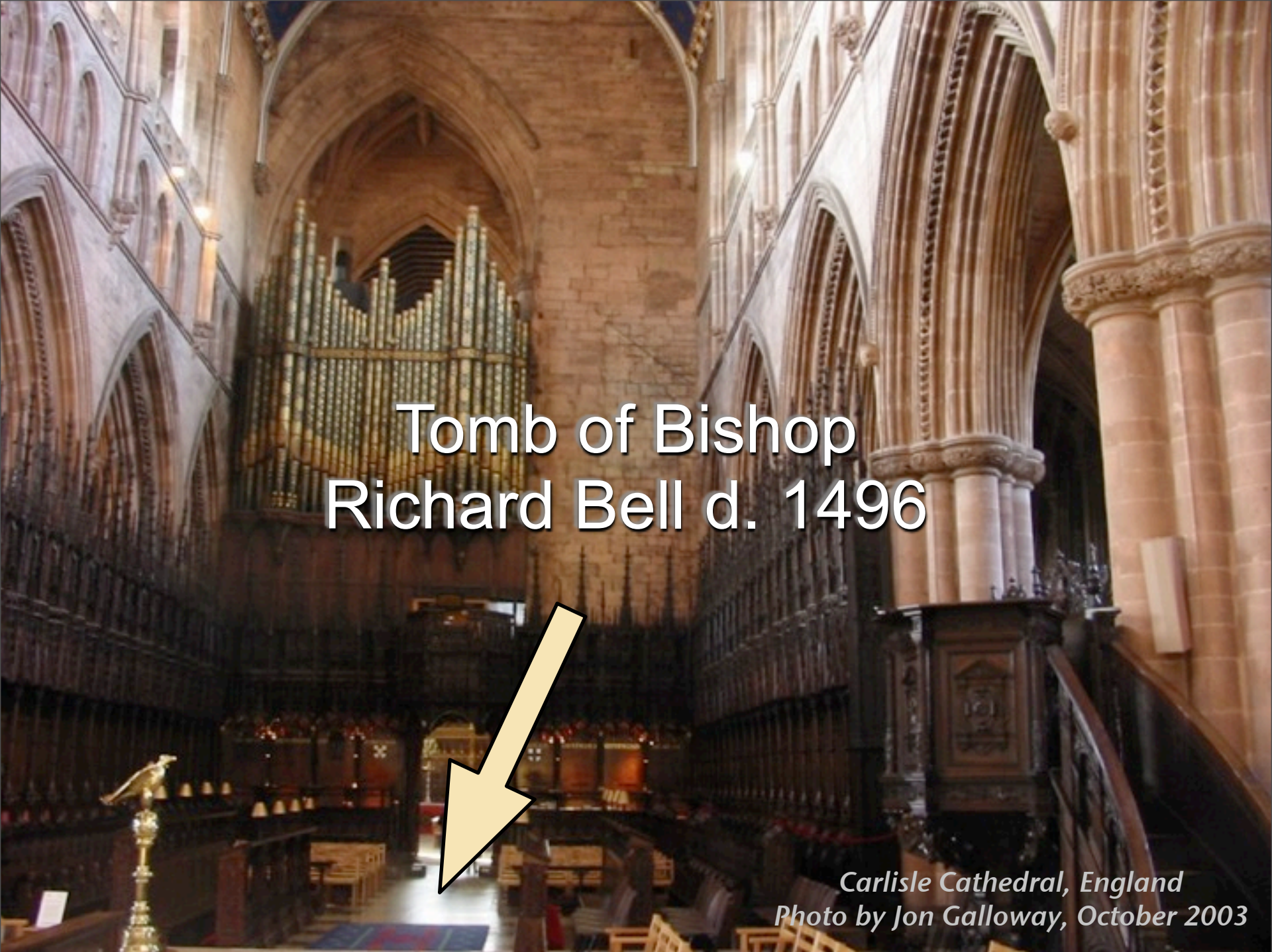
Nazcan Textile 400 - 700 A.D.
Identified as Dinosaur by National
Museum of Peru & Oro Museum of Peru.



Tuesday, January 12, 2010



Tuesday, January 12, 2010

The image shows the interior of Carlisle Cathedral, featuring high Gothic arches, a large organ, and dark wood paneling. A yellow arrow points to a tomb in the distance.

Tomb of Bishop
Richard Bell d. 1496

*Carlisle Cathedral, England
Photo by Jon Galloway, October 2003*


Tuesday, January 12, 2010



Tuesday, January 12, 2010



Figure 1



Tuesday, January 12, 2010



Figure 1



Figure 5



Tuesday, January 12, 2010

MAYAN VASE WITH DINOSAUR (100 A.D.)



Tuesday, January 12, 2010

Textiles from Nazca Tombs




Tuesday, January 12, 2010

from Nazca Tombs

Textiles from Nazca Tombs



Tuesday, January 12, 2010



Dr. Samuel Hubbard

Tuesday, January 12, 2010

Hava Supai Canyon



Tuesday, January 12, 2010

The Doheny Expedition excerpt from: <http://www.apologeticspress.org/articles/15>

In the late 1800s, Samuel Hubbard, honorary curator of archaeology at the Oakland, California, Museum of Natural History, was excavating ancient Indian dwellings in the Hava Supai Canyon in Arizona. On the walls of the canyon where the Indians' ancestors once lived, Dr. Hubbard found elegant drawings of an elephant, an ibex, a dinosaur, and other animals. He stated concerning the dinosaur drawing: "Taken all in all, the proportions are good." He further suggested that the huge reptile is "depicted in the attitude in which man would be most likely to see it—reared on its hind legs, balancing with the long tail, either feeding or in fighting position, possibly defending itself against a party of men" (as quoted in Verrill, 1954, pp. 155ff.). Dr. Hubbard also noted:

The **fact** that some prehistoric man made a pictograph of a **dinosaur** on the walls of this canyon upsets completely all of our theories regarding the antiquity of man.... The fact that the animal is upright and balanced on its tail would seem to indicate that the prehistoric artist must have seen it alive (1925, pp. 5,7, emp. in orig.). **Left:** *Edmontosaurus* (courtesy of Paul S. Taylor, Eden Communications).

Right: Petroglyph discovered by Dr. Samuel Hubbard in Hava Supai Canyon (courtesy of www.bible.ca).

Nearby, Dr. Hubbard and his team of archaeologists discovered dinosaur tracks preserved in strata identified as Triassic—alleged by evolutionists to be more than 165 million years old. Question: How could Indians have known how to draw such a perfect picture of an animal (the dinosaur) that they never had seen (or had described to them by someone who had seen it)?

According to the belief commonly held by evolutionists, no advanced mammals were present during the "age of the dinosaurs." Artists' reconstructions generally show the huge reptiles living in swamps, surrounded only by other species of dinosaurs. The late evolutionary paleontologist George Gaylord Simpson suggested that the only mammals that had evolved up to that point in time (even at the very end of the Cretaceous period) were supposedly "small, mostly about mouse-sized, and rare" (Simpson, et al., 1957, p. 797). In his book, *Wonderful Life: The Burgess Shale and the Nature of History*, Stephen J. Gould addressed the same issue when he wrote:

Mammals evolved at the end of the Triassic, at the same time as dinosaurs, or just a tad later. Mammals spent their first hundred million years—two-thirds of their total history—as small creatures living in the nooks and crannies of a dinosaur's world. Their sixty million years of success following the demise of the dinosaurs has been something of an afterthought (1989, p. 318).

It thus is completely unthinkable, in evolutionary terms, that dinosaurs and advanced mammals (like elephants or giraffes) could have co-existed. Again, however, Dr. Hubbard's discoveries have "thrown a monkey wrench" into the evolutionary timescale.

However, a discovery reported in the January 13, 2005, issue of *Nature* challenged everything evolutionists have ever maintained regarding dinosaurs and mammals. The Associated Press reported: "Villagers digging in China's rich fossil beds have uncovered the preserved remains of a tiny dinosaur in the belly of a mammal, a startling discovery for scientists who have long believed early mammals couldn't possibly attack and eat a dinosaur" (Verrengia, 2005). Not only do we now have additional proof of mammals coexisting with dinosaurs, but we also have scientific evidence of a **large mammal eating a dinosaur!** The authors discovered the fossil remains of two different mammals. One was 50% larger than previous mammal fossils that were considered to be living with the dinosaurs, and was named *Repenomamus giganticus*. The other, *Repenomamus robustus* was fully intact—and **had a dinosaur in its stomach**. Yaoming Hu and his colleagues noted:

During preparation of the specimen a patch of small bones was revealed within the ribcage, on the ventral sides of the posterior left thoracic ribs and vertebrae, where the stomach is positioned in extant mammals. Unduplicated dentition [teeth—BH], limb bones and phalanges [bones of the toes or "fingers"—] in the patch confirm that these bones belong to a juvenile individual of *Psittacosaurus*, an herbivorous dinosaur that is

Supai Trail, Grand Canyon



Tuesday, January 12, 2010

“Taken all in all, the proportions are good. The huge reptile is depicted in the attitude in which man would be most likely to see it—reared on its hind legs, balancing with the long tail, either feeding or in fighting position, possibly defending itself against a party of men.”¹

“The **fact** that some prehistoric man made a pictograph of a **dinosaur** on the walls of this canyon upsets completely all of our theories regarding the antiquity of man.... The fact that the animal is upright and balanced on its tail would seem to indicate that the prehistoric artist must have seen it alive.”²

¹ Dr. Samuel Hubbard, Honorary Curator of Archaeology, Oakland, California Museum of Natural History, in *Strange Prehistoric Animals and Their History*, A.H. Verrill, L.C. Page & Co., Boston, 1954, pp. 155ff.

² Dr. Samuel Hubbard, *Discoveries Relating to Prehistoric Man by the Doheny Scientific Expedition*, Oakland, California Museum of Natural History, 1925, pp. 5,7, emp. in orig.

[NOTE: Nearby were dinosaur tracks preserved in stratum identified as Triassic—supposedly more than 165 million years old.]

Indian pictograph from the Grand Canyon

Photo taken by
Dr. DeLancy
719 S. Main St.
Perkasie, PA 18944.
His widow has the
originals.



Tuesday, January 12, 2010

<http://www.bible.ca/tracks/native-american-dino-art.htm>

Grand Canyon:

An example of Native American rock art carved into the walls of Grand Canyon. It was discovered in 1879 by E. L. Doheny and documented in 1924 by a scientific expedition which included Dr. Charles W. Gilmore, Curator of Vertebrate Paleontology, United States National Museum. The resulting publication reported as "fact" that "some prehistoric man made a pictograph of a dinosaur on the walls of this canyon..." *Doheny Scientific Expedition*, p.5. Recently someone used it as a target practice and you can see a bullet hole at the base of the tail. It shows just how old the etchings must be since the fresh bullet mark cuts through the thick "rock varnish".

Indian pictograph from the Grand Canyon

Photo taken by
Dr. DeLancy
719 S. Main St.
Perkasie, PA 18944.
His widow has the
originals.



Tuesday, January 12, 2010

<http://www.bible.ca/tracks/native-american-dino-art.htm>

Grand Canyon:

An example of Native American rock art carved into the walls of Grand Canyon. It was discovered in 1879 by E. L. Doheny and documented in 1924 by a scientific expedition which included Dr. Charles W. Gilmore, Curator of Vertebrate Paleontology, United States National Museum. The resulting publication reported as "fact" that "some prehistoric man made a pictograph of a dinosaur on the walls of this canyon..." *Doheny Scientific Expedition*, p.5. Recently someone used it as a target practice and you can see a bullet hole at the base of the tail. It shows just how old the etchings must be since the fresh bullet mark cuts through the thick "rock varnish".

Tuesday, January 12, 2010




www.bible.ca

Tuesday, January 12, 2010



www.bible.ca

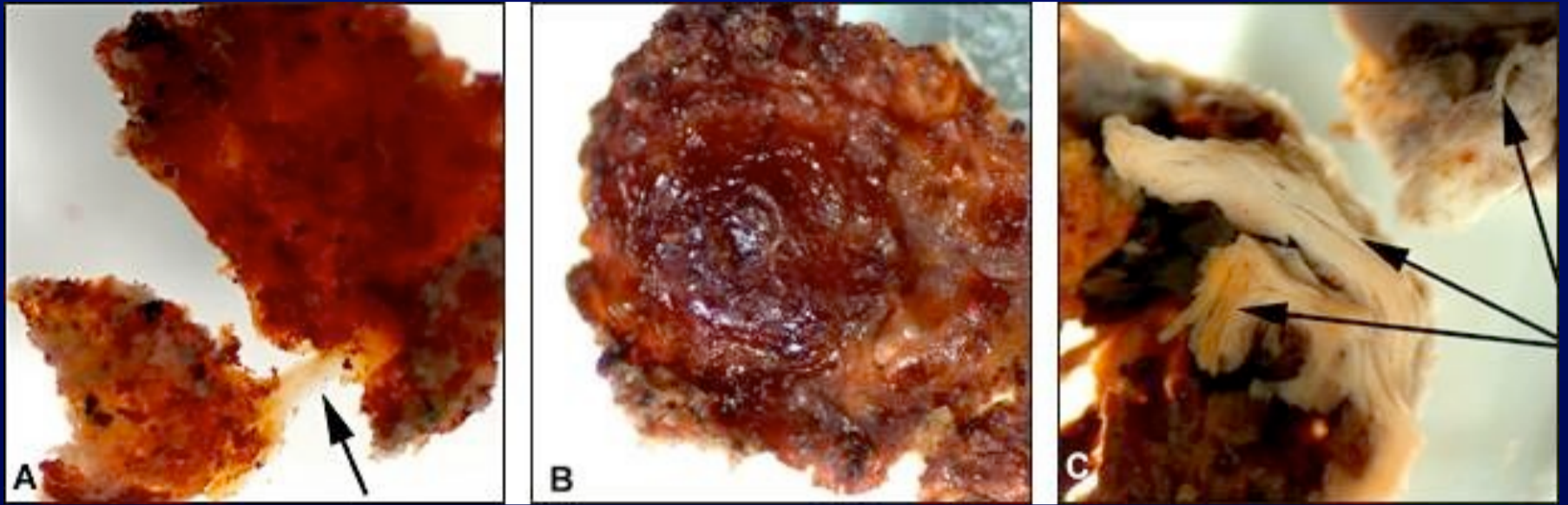


EDMONTOSAURUS

Tuesday, January 12, 2010

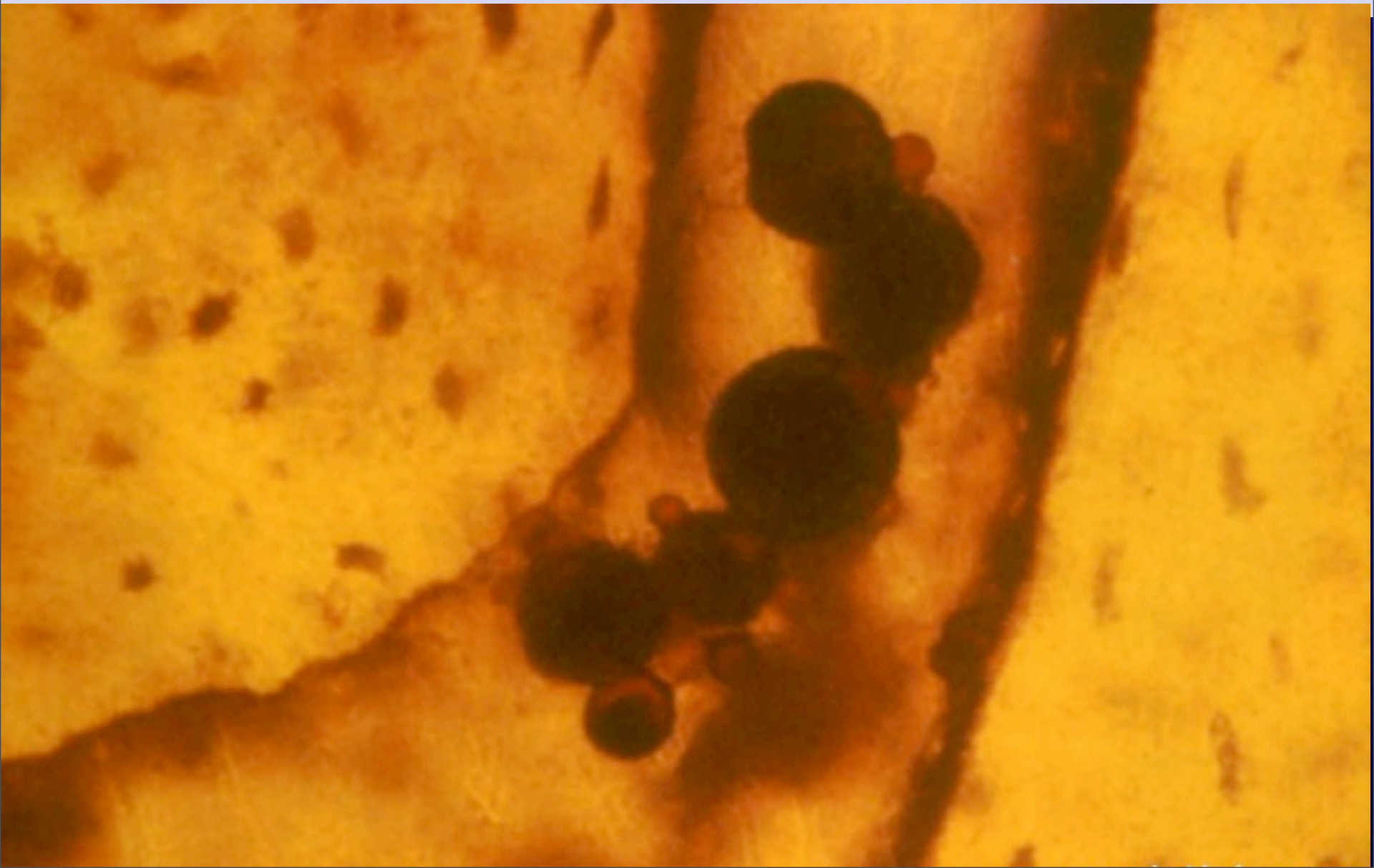
T. REX FOSSIL FOUND THAT CONTAINS SOFT TISSUE AND BLOOD VESSELS

March 24, 2005



Tissue fragments from a Tyrannosaurus rex femur are shown at left, when it is **flexible and resilient** and when stretched (arrow) returns to its original shape. The middle photo shows the bone after it is air dried. The photo at right shows regions of bone showing fibrous character, not normally seen in fossil bone.

***T. REX* FOSSIL FOUND THAT CONTAINS SOFT TISSUE AND BLOOD VESSELS**



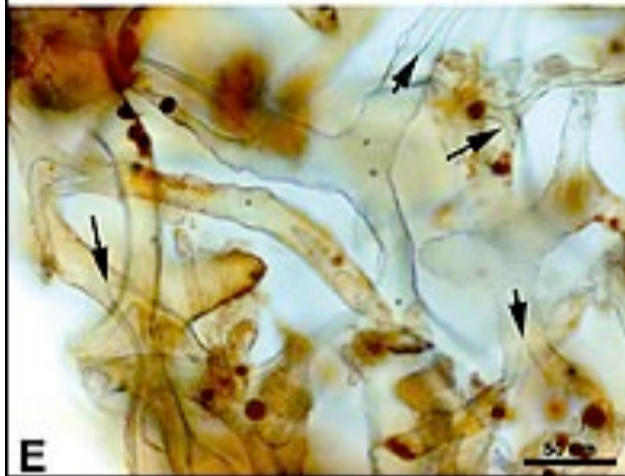
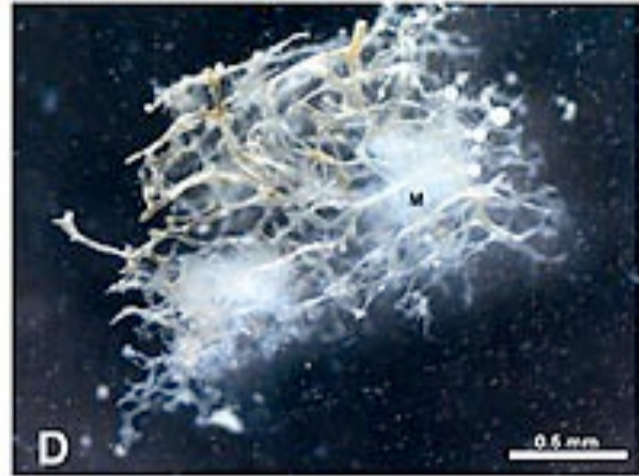



Tuesday, January 12, 2010

Image from: <http://www.bible.ca/tracks/rapid-fossils-dino-blood-cells.jpg>

Soft tissue from dinosaurs
found March, 2005
www.msnbc.com

“It may be that this
isn't a unique
specimen.” John
Horner, Montana State
Paleontologist

“the find could
force scientists to
reconsider how all
fossils are
formed.”

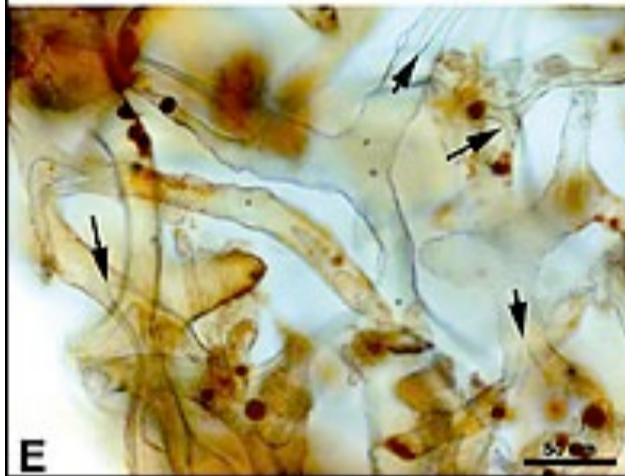
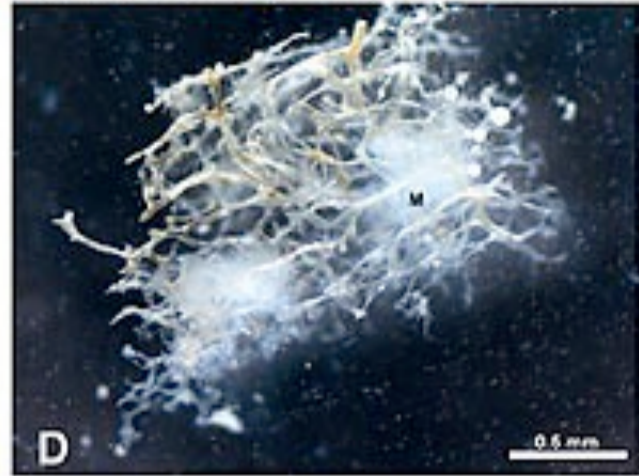





Tuesday, January 12, 2010

Soft tissue from dinosaurs
found March, 2005
www.msnbc.com

“It may be that this
isn't a unique
specimen.” John
Horner, Montana State
Paleontologist

“the find could
force scientists to
reconsider how all
fossils are
formed.”



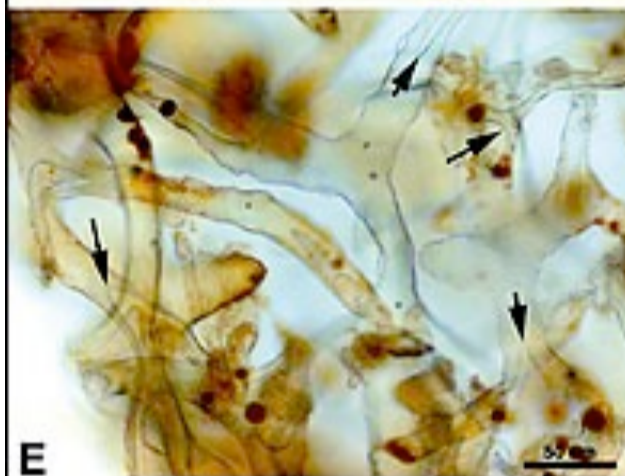




Tuesday, January 12, 2010

Soft tissue from dinosaurs
found March, 2005
www.msnbc.com

“It may be that this
isn't a unique
specimen.” John
Horner, Montana State
Paleontologist

“the find could
force scientists to
reconsider how all
fossils are
formed.”

How about
reconsidering
when they
formed!



Protein from **T-Rex** bone

Tuesday, January 12, 2010

<http://people.eku.edu/ritchisong/554notes1.html> has walking with dinosaur youtube video link embedded

Protein from **T-Rex** bone



Tuesday, January 12, 2010

<http://people.eku.edu/ritchisong/554notes1.html> has walking with dinosaur youtube video link embedded

Pottery from South America



Tuesday, January 12, 2010

Burial Cloths and Pottery (700 A.D.)




Tuesday, January 12, 2010

<http://www.creationists.org/livedinos01.html>

Nasca culture (in Peru) Burial Cloths and Pottery (700 A.D.) Tombs in the deserts of Peru often preserve amazing artifacts which are very old, including the beautiful, intricate textiles of the Nasca culture (ca. 700 A.D.). These textiles depict living dinosaurs as do their ceremonial burial stones and pottery, indicating that these awesome creatures were still alive at the time and ancient Peruvians saw them.

Burial Cloths and Pottery from Peru (700 A.D.)



Tuesday, January 12, 2010

<http://www.creationists.org/livedinos01.html>

Nasca culture (in Peru) Burial Cloths and Pottery (700 A.D.) Tombs in the deserts of Peru often preserve amazing artifacts which are very old, including the beautiful, intricate textiles of the Nasca culture (ca. 700 A.D.). These textiles depict living dinosaurs as do their ceremonial burial stones and pottery, indicating that these awesome creatures were still alive at the time and ancient Peruvians saw them.

Burial Cloths and Pottery (700 A.D.)



Tuesday, January 12, 2010

<http://www.creationists.org/livedinos01.html>

Nasca culture (in Peru) Burial Cloths and Pottery (700 A.D.) Tombs in the deserts of Peru often preserve amazing artifacts which are very old, including the beautiful, intricate textiles of the Nasca culture (ca. 700 A.D.). These textiles depict living dinosaurs as do their ceremonial burial stones and pottery, indicating that these awesome creatures were still alive at the time and ancient Peruvians saw them.



Roman mural from the second century A.D. showing two long-necked dragons

Tuesday, January 12, 2010

Mesopotamian Cylinder Seal



Anton Moortgart, 1969, *The Art of Ancient Mesopotamia*, plate 292.

Tuesday, January 12, 2010

<http://home.talkcity.com/InspirationAv/vs8int/phile16Y.html>

The art on the left is a Mesopotamian Cylinder Seal from approximately 3300 B.C. The animal on the right is an artist's conception from a skeleton of an Apatosaurus. There are many striking similarities between these two animals. Those legs could not be mistaken for that of any other type of animal other than one of the saurapods.

The biggest difference is at the head. One should be reminded that this particular dino went by the name brontosaurus previously and wore the wrong head for 100 years. As it is, only one purported head of the Apatosaurus has been found. Its entirely possible that the head looked more like the one on the Egyptian relief than the one on the right in the artist's conception. Cartilage forming the shape of the head and ears (which probably did not survive the years)no doubt is only suggested by the skeleton itself.


As for the musculature, in my view the trunk of the animal on the left is much more "realistic" --its drawn with more realism than is the artist rendition on the right--and again, one has to ask where the artist got the model to draw so convincingly the trunk of a saurapod?

Whatever you may think of the head, and perhaps it could be stylized or from another animal but the trunk of the body is obviously, conspicuously and unexplainably that of a saurapod.

Here, I've rearranged the neck angle and tail angle of the animal in question (after all, the neck and tail angle in this context is arbitrary) to see how well they match up to this actual apatosaurus skeleton.

If you don't think it fair to change the angles to make them look more alike, I suggest that you look at as many apatosaurus representations as possible and you will see a range of neck and tail angles- some paralling the ones utilized here. I rebuilt the animal representation, but as you can see the head came out just a little to large. Still, (the outline of the animal on the ancient vase is in transparent red over the skeleton) the match is not at all bad. Not at all scientific, I know but still food for thought.

Mesopotamian Cylinder Seal



Anton Moortgart, 1969, *The Art of Ancient Mesopotamia*, plate 292.

Tuesday, January 12, 2010

<http://home.talkcity.com/InspirationAv/vs8int/phile16Y.html>

The art on the left is a Mesopotamian Cylinder Seal from approximately 3300 B.C. The animal on the right is an artist's conception from a skeleton of an Apatosaurus. There are many striking similarities between these two animals. Those legs could not be mistaken for that of any other type of animal other than one of the saurapods.

The biggest difference is at the head. One should be reminded that this particular dino went by the name brontosaurus previously and wore the wrong head for 100 years. As it is, only one purported head of the Apatosaurus has been found. Its entirely possible that the head looked more like the one on the Egyptian relief than the one on the right in the artist's conception. Cartilage forming the shape of the head and ears (which probably did not survive the years)no doubt is only suggested by the skeleton itself.

As for the musculature, in my view the trunk of the animal on the left is much more "realistic" --its drawn with more realism than is the artist rendition on the right--and again, one has to ask where the artist got the model to draw so convincingly the trunk of a saurapod?

Whatever you may think of the head, and perhaps it could be stylized or from another animal but the trunk of the body is obviously, conspicuously and unexplainably that of a saurapod.

Here, I've rearranged the neck angle and tail angle of the animal in question (after all, the neck and tail angle in this context is arbitrary) to see how well they match up to this actual apatosaurus skeleton.

If you don't think it fair to change the angles to make them look more alike, I suggest that you look at as many apatosaurus representations as possible and you will see a range of neck and tail angles- some paralling the ones utilized here. I rebuilt the animal representation, but as you can see the head came out just a little to large. Still, (the outline of the animal on the ancient vase is in transparent red over the skeleton) the match is not at all bad. Not at all scientific, I know but still food for thought.



These tablets are attributed to Narmer, the legendary first Pharaoh of a united Egypt.

See Childress, 2000, *Technology of the Gods*, p. 115



These tablets are attributed to Narmer, the legendary first Pharaoh of a united Egypt.

See Childress, 2000, *Technology of the Gods*, p. 115

- Do we have other examples of animals that supposedly lived on the Earth before man?




Tuesday, January 12, 2010

Trilobite fossils make good index fossils. If a trilobite such as this one is found in a rock layer, the rock layer was probably formed 500 to 600 million years ago.



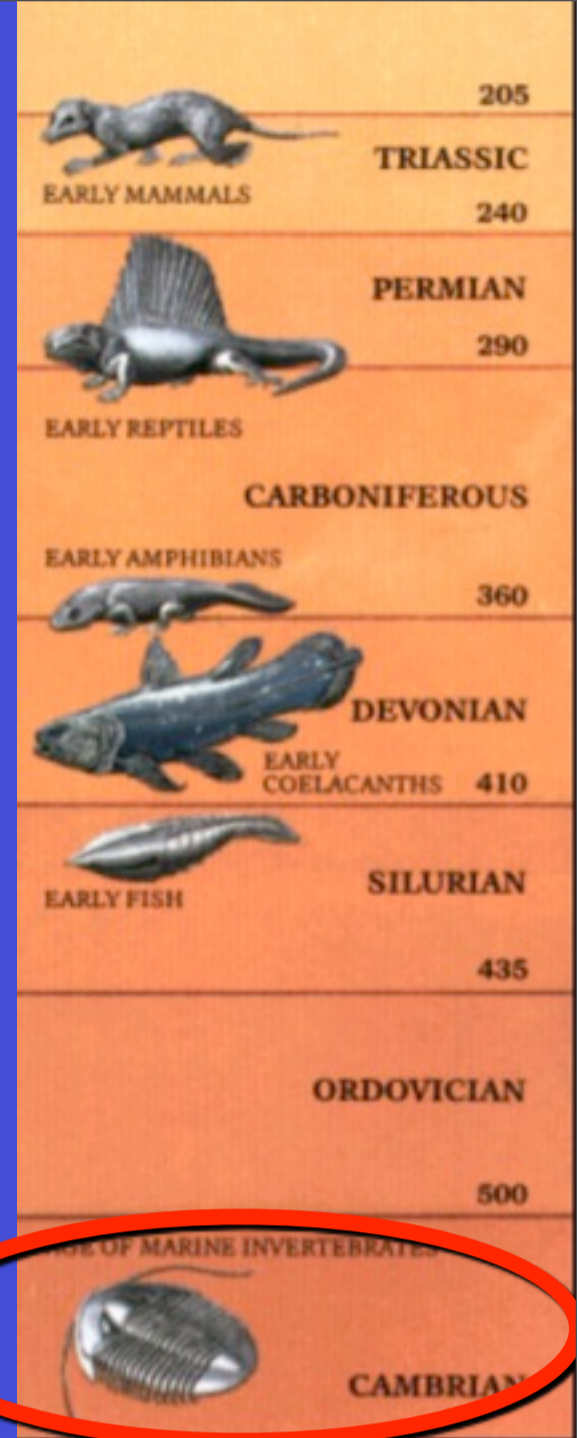
Index Fossils

Certain fossils are found in rock layers of only one geologic period. These fossils are called **index fossils** or *guide fossils*. For a fossil to be considered an index fossil, fossils must meet certain requirements. First, index fossils must be present in rocks scattered over a wide geographic surface. Second, index fossils must have features that distinguish them from all other fossil organisms. Third, the geologic period from which the index fossils formed must have had a relatively short span of geologic time. Fourth, they must be easily identifiable.



Holt Modern Earth Science 1989 p.

**Trilobites
supposedly
existed
millions of
years
before the
dinosaurs.**



William Meister 1969



Tuesday, January 12, 2010

**SANDAL/SHOE PRINT FOUND IN CAMBRIAN STRATA, 43 MILES NORTHWEST OF DELTA, UTAH, 1968.
EMBEDDED IN THE TOE AND HEAL ARE TWO TRILOBITES.
MANY PRINTS LIKE THIS HAVE BEEN FOUND
AT THIS LOCATION, LESS THE EMBEDDED
TRILOBITES**



Tuesday, January 12, 2010




Tuesday, January 12, 2010

Coelacanth



Tuesday, January 12, 2010

Supposedly the Coelacanth gave rise to land dwelling creatures.



Tuesday, January 12, 2010



From **Fins** to **Four** Legs

Some 365 million years ago finned, aquatic animals evolved into tetrapods, the first four-legged vertebrates. Over time this new animal group moved onto land and gave rise to mammals, reptiles (including birds), and amphibians. Today frogs and other amphibians live in all but the harshest land environments, but many remain tied to water for development of their eggs and tadpoles.



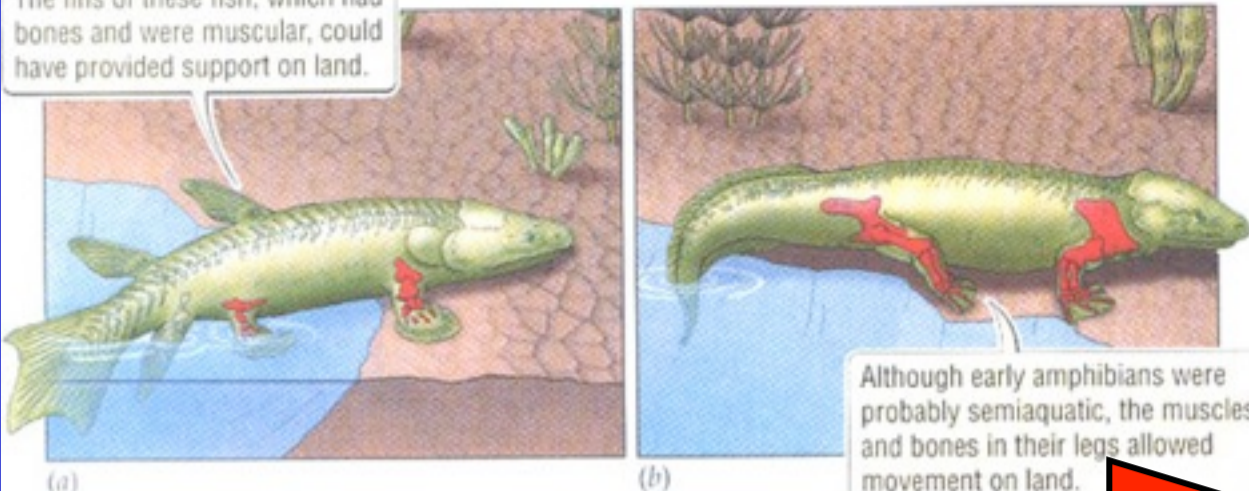
Sign posted at
the Fernbank
Museum of
Natural History
in Atlanta, GA.



Tuesday, January 12, 2010



The fins of these fish, which had bones and were muscular, could have provided support on land.



Although early amphibians were probably semiaquatic, the muscles and bones in their legs allowed movement on land.


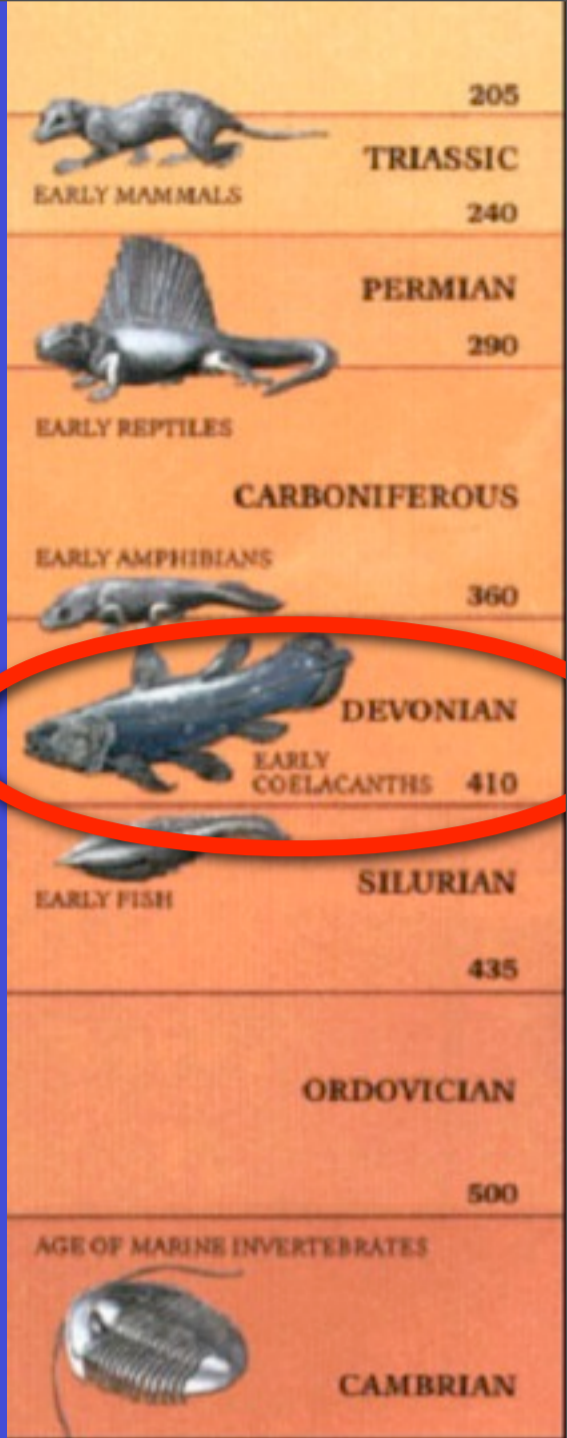


Figure 22.5 The First Amphibians

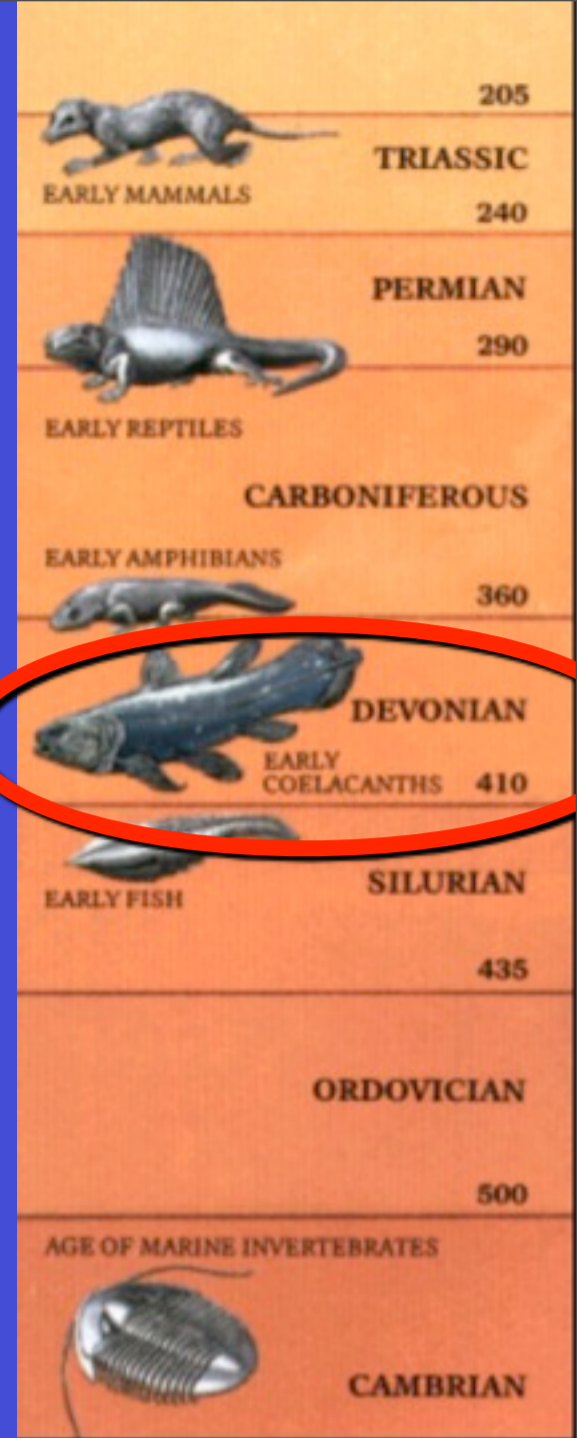
(a) Amphibians probably descended from a lobe-finned fish, such as that shown here. (b) This early amphibian was reconstructed from a 365-million-year-old (late-Devonian) fossil.

Two main forces
(1) Hot plumes of
push the continent
cause the seafloor

Lobe-finned fish are index fossils for 325-410 million year old rock?



Lobe-finned fish are index fossils for 325-410 million year old rock?





Tuesday, January 12, 2010



“325 million year old” lobe-

Tuesday, January 12, 2010



“325 million year old” lobe-

Tuesday, January 12, 2010



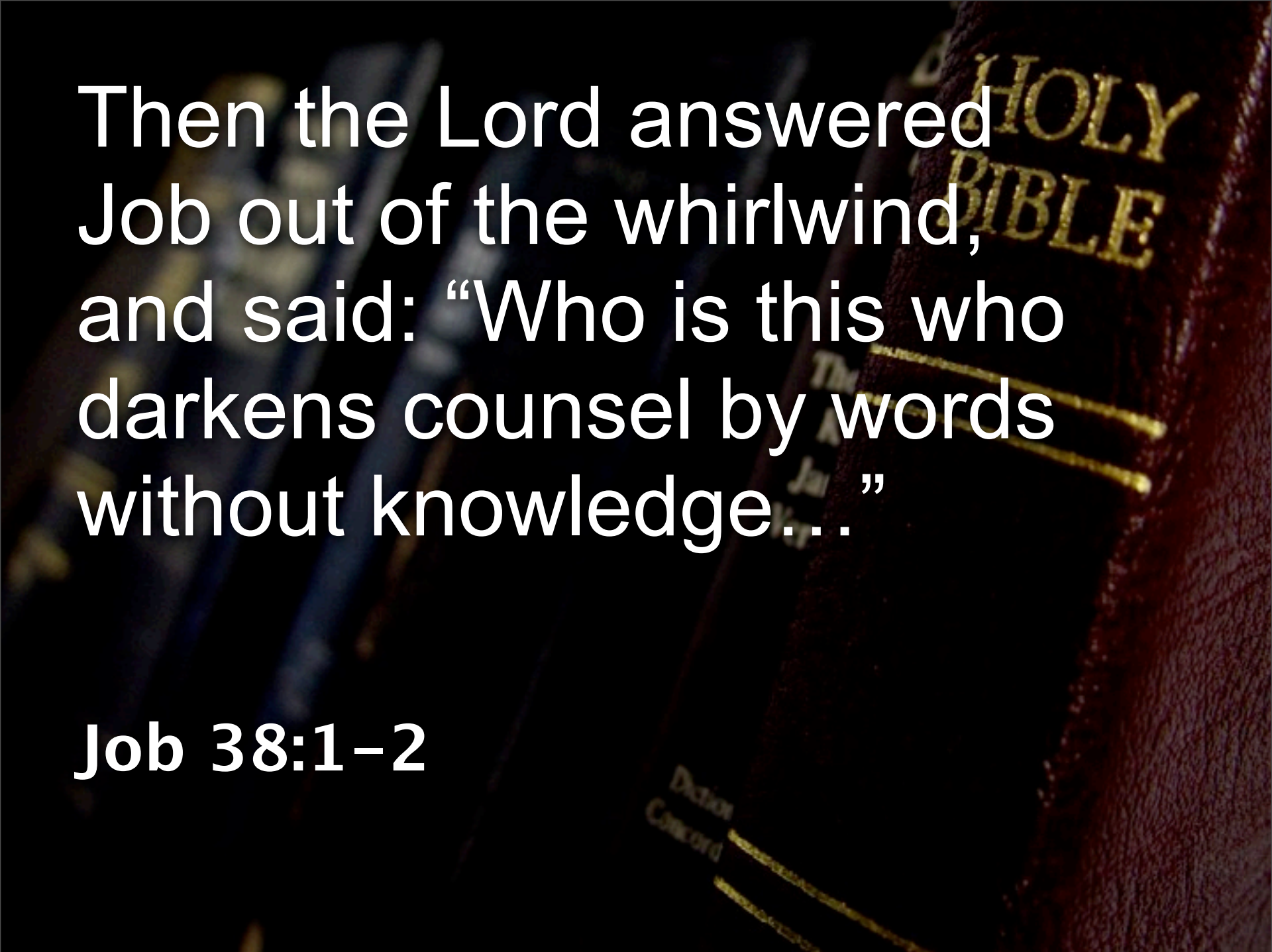
“325 million year old” lobe-

Tuesday, January 12, 2010

Why aren't dinosaurs mentioned in the Bible?



Tuesday, January 12, 2010



Then the Lord answered
Job out of the whirlwind,
and said: “Who is this who
darkens counsel by words
without knowledge...”

Job 38:1-2

Tuesday, January 12, 2010

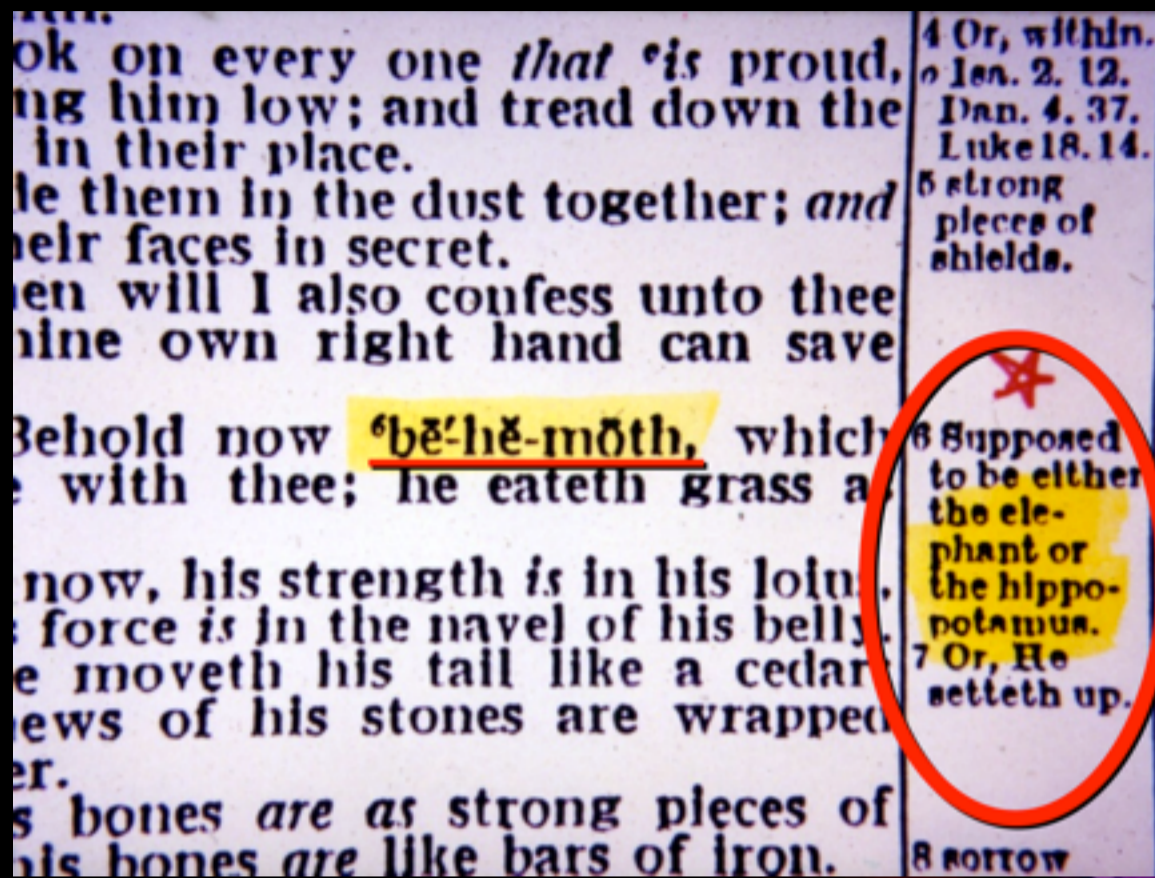
“Look now at the
behemoth, which I made
along with you; He eats
grass like an ox.

Job 40:15



Tuesday, January 12, 2010

What was the Behemoth?



Lo now, his
strength is in his
loins, and the
force is in the
navel of his belly.



Job 40:16

Elephants have a big belly!



Tuesday, January 12, 2010

Elephants have a big belly!




Tuesday, January 12, 2010



A Hippopotamus has a big belly!

Tuesday, January 12, 2010



A Hippopotamus has a big belly!


Tuesday, January 12, 2010

Big belly



Tuesday, January 12, 2010

Big belly



Tuesday, January 12, 2010

He moveth his tail
like a cedar: the
sinews of his stones
are wrapped
together.



Job 40:17

He moveth his tail
like a cedar: the
sinews of his stones
are wrapped
together



Job 40:1





He covereth his tail
like a cedar: the
stones of his stones
are wrapped
together



Job 40:1



- Psalm 92:12—“**The righteous shall flourish like a palm tree, he shall grow like a cedar in Lebanon**”
- Ezekiel 31:3—“Indeed Assyria was a **cedar** in Lebanon, with fine branches that shaded the forest, and **of high stature**; and its top was among the thick boughs”
- Amos 2:9—“Yet it was I who destroyed the Amorite before them, **Whose height was like the height of the cedars**, and he was as strong as the oaks; yet I destroyed his fruit above and his roots beneath”
- Ezekiel 17:22—“Thus says the Lord GOD: ‘I will take also **one of the highest branches of the high cedar** and set it out’”




“Cedars” in the Bible

Tuesday, January 12, 2010

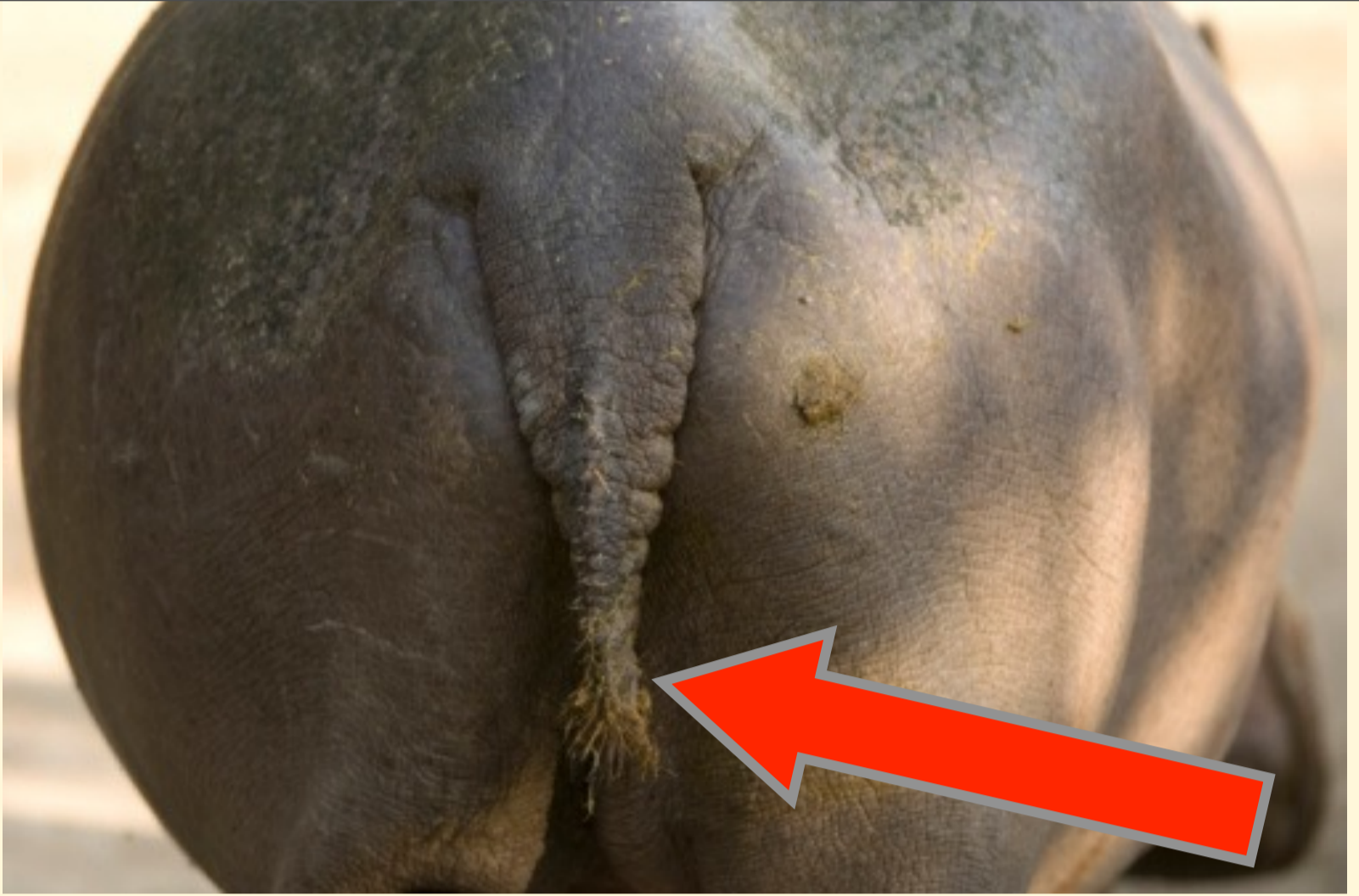


Tuesday, January 12, 2010

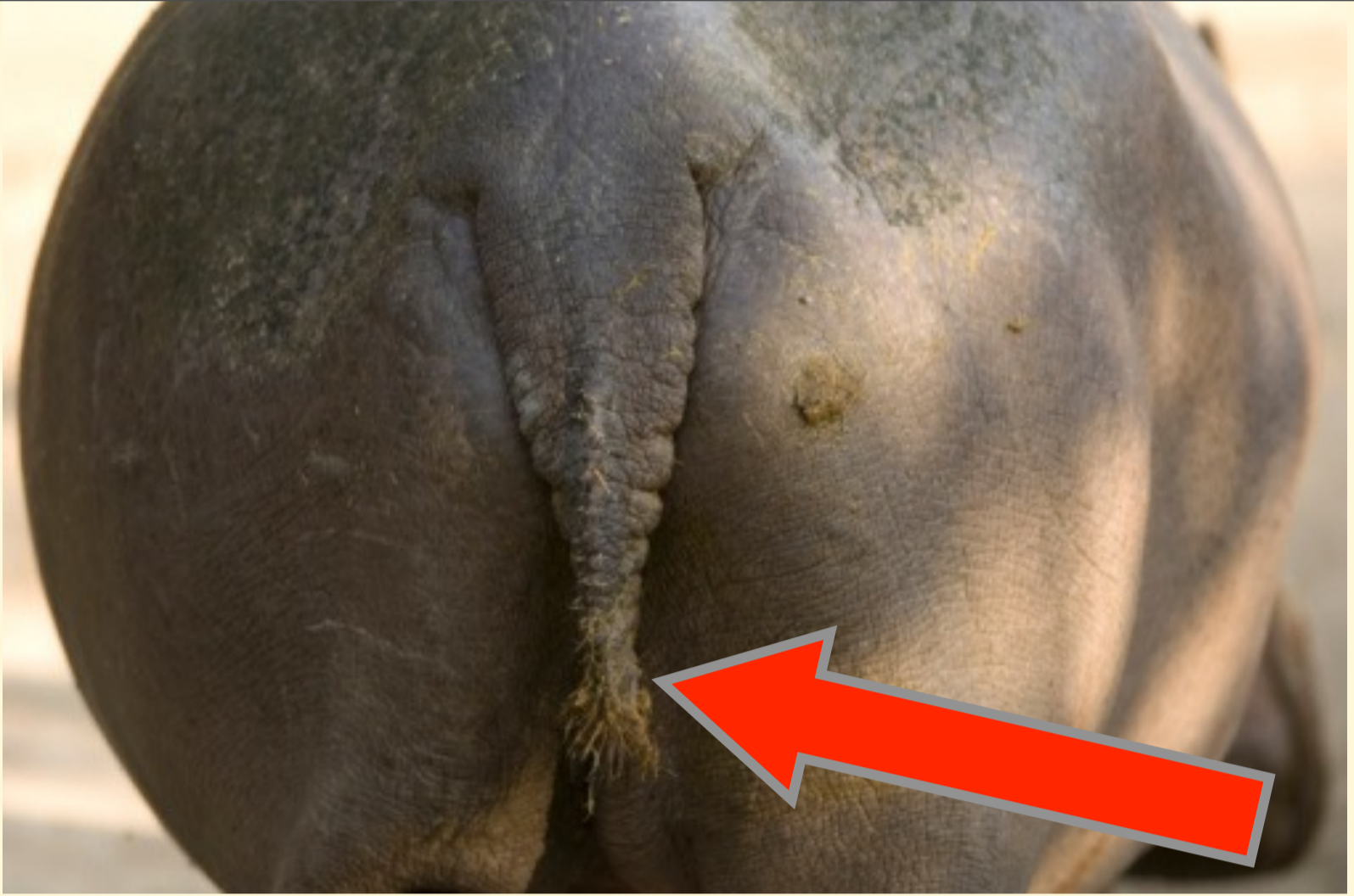
**Not like
a cedar
tree!**



Tuesday, January 12, 2010



Tuesday, January 12, 2010



Not like a cedar
tree here either!

Tuesday, January 12, 2010

Like a cedar tree



Tuesday, January 12, 2010



Tuesday, January 12, 2010

A close-up photograph of a crocodile's eye, showing the intricate texture of its scales and the dark, reflective pupil. The eye is the central focus, with the scales radiating outwards in a circular pattern.

JOB 41

**“Can you draw out
Leviathan with a
hook...?”**

Tuesday, January 12, 2010

“Can you put a reed through his nose, or pierce his jaw with a hook? ...Though the sword reaches him, it cannot avail; nor does spear, dart, or javelin.... Darts are regarded as straw, and bronze as rotten wood.”

Job 41:2,26,29

Tuesday, January 12, 2010

“His undersides are like sharp
potsherds; he spreads pointed
marks in the mire” (Job 41:30).

“His undersides are like sharp potsherds; he spreads pointed marks in the mire” (Job 41:30).


“On earth there is nothing like him, which is made without fear. He beholds every high thing....” (Job 41:33-34a).



Tuesday, January 12, 2010

“His sneezings flash forth light, and his eyes are like the eyelids of the morning. Out of his mouth go burning lights; sparks of fire shoot out. Smoke goes out of his nostrils, as from a boiling pot and burning rushes. His breath kindles coals, and a flame of fire goes out of his mouth.”

Job 41:18-21



Tuesday, January 12, 2010



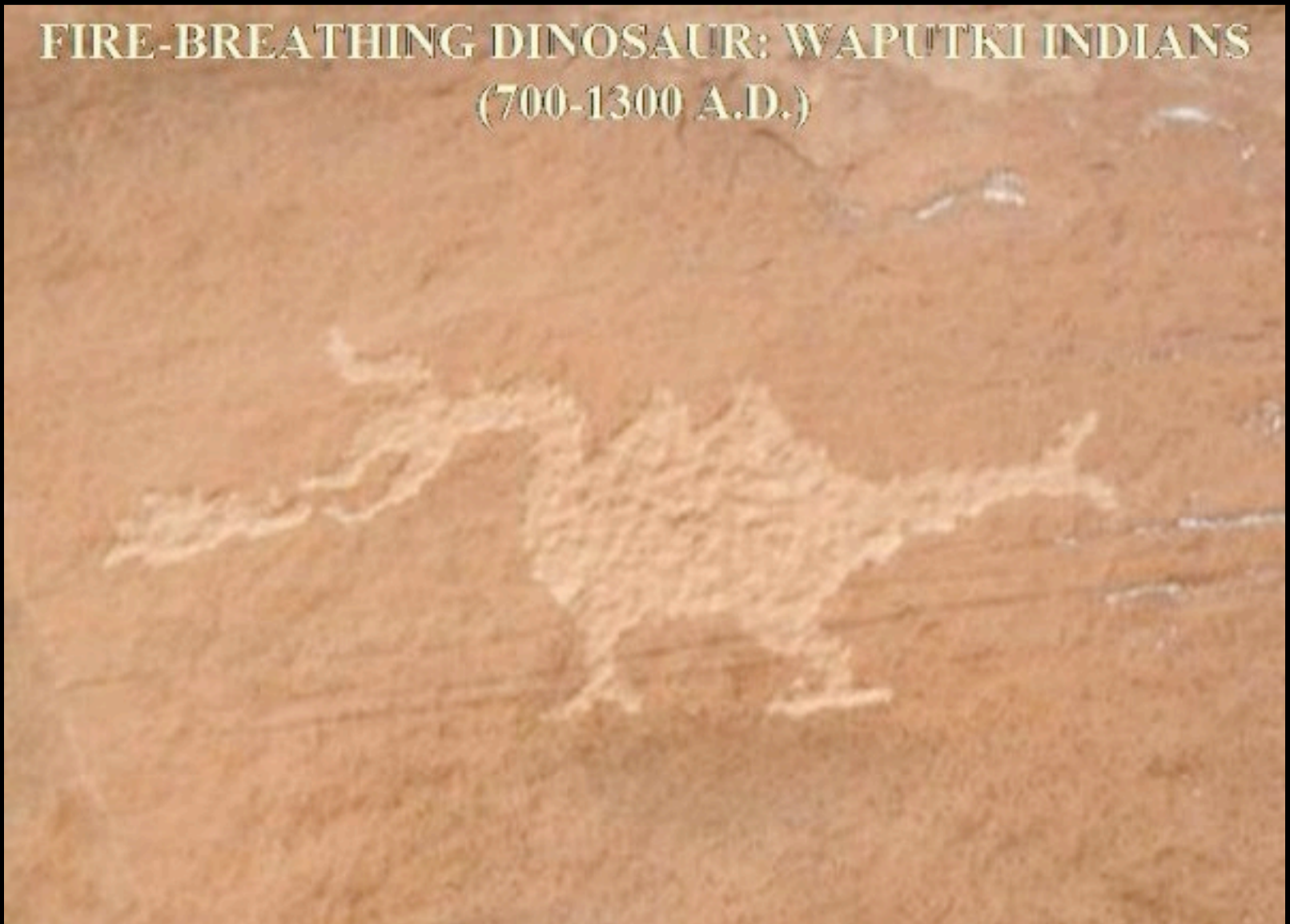
Marco Polo lived in China for 17 years in approximately A.D. 1271, and reported that the Chinese emperor raised dragons to pull his chariots in parades.



Marco Polo lived in China for 17 years in approximately A.D. 1271, and reported that the Chinese emperor raised dragons to pull his chariots in parades.


In 1611, the emperor initiated the post of a “Royal Dragon Feeder.” Chinese families are said to have raised dragons in order to use their blood for medicines, and highly prizing their eggs (John DeVisser, Marinus Willem Co., *The Dragon in China and Japan*, 1969).

Evidence Exists! Waputki Indians



Tuesday, January 12, 2010

Viking ships
often had a
dragon head.



Tuesday, January 12, 2010




Or what about literature?

Tuesday, January 12, 2010

Or ancient artwork?



Tuesday, January 12, 2010



Tuesday, January 12, 2010

angler fish



electric eel

angler fish



firefly




firefly

But Job wasn't a post-flood book...!?

- Does that mean...?

But Job wasn't a post-flood book...!?

- Does that mean...?



Tuesday, January 12, 2010



What happened to the Dinosaurs?

Tuesday, January 12, 2010

What happened to the dinosaurs?

1. An asteroid struck the Earth causing worldwide fires. The dust from the impact, and soot and ash from the fire, blocked out the Sun's rays, causing the temperatures to drop drastically.
2. A nearby supernova (exploding star) flooded the Earth with intense radiation, resulting in fatal mutation for dinosaur offspring.
3. The Earth's climate became too warm, too cold, too dry, or too wet for the dinosaurs' health.
4. A change in the dinosaurs' diet resulted in weakened eggshells that broke after being laid.
5. A laxative plant in the dinosaur diets disappeared, and they died of constipation.

(Dinosaurs and Creation, Donald B. deYoung, Baker, Grand

Tuesday, January 12, 2010

Radio Carbon Dating...How does it work?

- Cosmic rays entering the Earth's atmosphere change nitrogen-14 to carbon-14.
- Carbon-14, in turn, combines with oxygen to form carbon dioxide, which then is incorporated into plants and animals.
- Plants absorb C-14; animals then eat the plants. C-14 is thereby assimilated into the animal's tissue.
- At death, C-14 influx into an organism's system stops, and the C-14 in the organism begins to decay into N-14, which returns to the atmosphere.
- Since the present level of C-14 in living tissues can be determined, and since the half life of C-14 is believed to be 5,730 years, then to determine the age of a sample of organic material, scientists measure the amount of C-14 that is left.

C-14 Dating Example

- Suppose you found a bone and wanted to know how old it was.
- First you would measure how much C-14 is in the bone. (For example 2.5 radioactive units)
- Then you would compare that number to what you know animals today have. (For example an animal might have 20)
- Subtract today's known amount from what you measured in the bone sample ($20 - 2.5 = 17.5$)
- Scientists believe one-half of the C-14 present decays every 5,730 years. Thus researchers would estimate that the C14 in our bone sample has halved in quantity approx. four times.
- $17.5 / 2 = 8.75$; $8.75 / 2 = 4.4$; $4.4 / 2 = 2.2$; $2.2 / 2 = 1$
- Thus according to scientists we would multiple $5,730 \times 4 = 22,920$ yrs.

Easy way to think of it...

- Suppose a burning candle represents the C-14 you are trying to measure. Further, let us suppose that our candle burns at a rate of one inch per hour. This would be analogous to the half-life for radioactivity. When we measure the candle we find it is exactly six inches high. Now the burning candle is six inches high and disappearing at the rate of one inch every hour. How long has the candle been burning?
- Answer: It is impossible to answer this question unless we know precisely how long the candle was to start with, and whether it has been burning at a constant rate.

Assumptions of Carbon-14 Dating

1. Perhaps the most critical assumption of radiocarbon dating is that the rates of carbon-14 production and decay are in a state of equilibrium, and have been so for millions of years. If this were true, the carbon-12/carbon-14 ratio in living organisms will be the same as the ratio in an organism that lived thousands of years ago. However, we have reason to think that this is not true.
2. Has the $\frac{1}{2}$ life of C-14 been accurately determined?
3. Has the decay of C-14 varied in rate?
4. Has there been contamination of the sample by extraneous C-14 (i.e. groundwater, soil, or foreign matter)?
5. Has atmospheric nitrogen, the precursor of C-14, been constant?
6. Has any of the original C-14 been leached out by physical agencies? What effects do environmental factors such as forest fires, volcanic eruptions play in this system?
7. Is the instrumentation precise and does the technique always yield uniform results?

ERRORS IN RADIOCARBON DATING

1. A living mollusk was tested by carbon-14 and dated as being 3,000 years old.

(M.S. Keith and G.M. Anderson, "Radiocarbon Dating: Fictitious Results with Mollusk Shells," *Science*, August 16, 1963, 141:634)

2. Freshly killed seals have been dated at 1,300 years, and mummified seals, dead only some 30 years, have yielded ages as high as 4,600 years.

(W. Dort, "Mummified Seals of Southern Victoria Land," 1971, *Antarctic Journal of the U.S.*, 6:210)

MORE C-14 ERRORS

3. Muscle tissue from beneath the scalp of a mummified musk ox found in frozen muck at Fairbanks Creek, Alaska, had a radiocarbon age of 24,000 years, while the radiocarbon age of hair from a hind limb of the same animal was dated to be only 7,200 years old.

(Robert Brown, Review & Herald, October 28, 1971, 148:44)

4. Wood taken from actively growing trees has been dated by the C-14 method as being 10,000 years old.

(Caryl Haskins, American Scientist, June 1971, 59:298)

MORE C-14 ERRORS

5. Mortar from the Oxford castle in England was assigned a C-14 date of 7,370 years, but the castle was built only 785 years previously.

(Eric Von Fange, "Time Upside Down," *Creation Research Society Quarterly*, 1974, 11:18).

Richard Dawkins on C-14

“Different kinds of radioactive decay-based geological stopwatches run at different rates. The radiocarbon stopwatch buzzes round at a great rate, so fast that, after some thousands of years, its spring is almost wound down and the watch is no longer reliable. **It is useful for dating organic material on an archaeological/historical timescale where we are dealing in hundreds or a few thousands of years, but it is no good for the evolutionary timescale where we are dealing in millions of years.**”

(Richard Dawkins, *The Blind Watchmaker*, W.W. Norton, New York, 1986, p. 226, emp. added)

The 'Dinosauroid' (right)

Is this what *Stenomycho-saurus* might have looked like if it had continued evolving to the present day? Russell and Séguin assumed for it an enlarged brain, and the short neck and upright posture were arrived at as a way of balancing the head more efficiently. In turn, the vertical posture removed the need for a tail. The legs were modified by lowering the ankle to the ground and the foot was lengthened. Although fictional, given the right conditions, such changes would be quite feasible.



The 'Dinosauroid' (right)

Is this what *Stenomycho-saurus* might have looked like if it had continued evolving to the present day? Russell and Séguin assumed for it an enlarged brain, and the short neck and upright posture were arrived at as a way of balancing the head more efficiently. In turn, the vertical posture removed the need for a tail. The legs were modified by lowering the ankle to the ground and the foot was lengthened. Although fictional, given the right conditions, such changes would be quite feasible.



If you are not already actively training your children and grandchildren ...there are people out there who will!

The 'Dinosauroid' (right)

Is this what *Stenomycho-saurus* might have looked like if it had continued evolving to the present day? Russell and Séguin assumed for it an enlarged brain, and the short neck and upright posture were arrived at as a way of balancing the head more efficiently. In turn, the vertical posture removed the need for a tail. The legs were modified by lowering the ankle to the ground and the foot was lengthened. Although fictional, given the right conditions, such changes would be quite feasible.

